



HAL
open science

Seasonal and spatial distribution of microplastics in sediments by FTIR imaging throughout a continuum lake - lagoon- beach from the Tunisian coast

Rihab Jaouani, Catherine Mouneyrac, Amélie Châtel, Frédéric Amiard, Mohamed Dellali, Hamouda Beyrem, Alexandre Michelet, Fabienne Lagarde

► To cite this version:

Rihab Jaouani, Catherine Mouneyrac, Amélie Châtel, Frédéric Amiard, Mohamed Dellali, et al.. Seasonal and spatial distribution of microplastics in sediments by FTIR imaging throughout a continuum lake - lagoon- beach from the Tunisian coast. *Science of the Total Environment*, 2022, 838 (4), pp.156519. 10.1016/j.scitotenv.2022.156519 . hal-04223111

HAL Id: hal-04223111

<https://univ-lemans.hal.science/hal-04223111v1>

Submitted on 22 Jul 2024

HAL is a multi-disciplinary open access archive for the deposit and dissemination of scientific research documents, whether they are published or not. The documents may come from teaching and research institutions in France or abroad, or from public or private research centers.

L'archive ouverte pluridisciplinaire **HAL**, est destinée au dépôt et à la diffusion de documents scientifiques de niveau recherche, publiés ou non, émanant des établissements d'enseignement et de recherche français ou étrangers, des laboratoires publics ou privés.



Distributed under a Creative Commons Attribution - NonCommercial 4.0 International License

1 **Seasonal and spatial distribution of microplastics in sediments by FTIR** 2 **imaging throughout a continuum lake - lagoon- beach from the Tunisian** 3 **coast**

4
5 Rihab Jaouani ^{a, b, c}, Catherine Mouneyrac ^b, Amélie Châtel ^b, Frédéric Amiard ^a, Mohamed
6 Dellali ^c, Hamouda Beyrem ^b, Alexandre Michelet ^d, Fabienne Lagarde ^a

7 ^a Institut des Molécules et Matériaux du Mans (IMMM, UMR CNRS 6283), Le Mans Université,
8 Avenue Olivier Messiaen, F-72085, Le Mans, France

9 ^b Laboratoire Biologie des Organismes, Stress, Santé, Environnement (BIOSSE), Université
10 Catholique de l'Ouest, F-49000, Angers, France

11 ^c Laboratoire de biosurveillance de l'environnement, Faculté des Sciences de Bizerte, Zarzouna, 7021,
12 Tunisie.

13 ^d Perkin Elmer, ZA Courtaboeuf, 12, 14 Avenue de la Baltique, 91140 Villebon sur Yvette, France

14 **ABSTRACT**

15 Plastics pollution in marine environment has become an issue of increasing scientific concern.
16 This work aims to study the temporal and spatial distribution of plastics in sediments from
17 three different Tunisian ecosystems; Rimel Beach, Bizerta lagoon and Ichkeul lake. Sediment
18 sampling was conducted in surface (2 cm) and depth (15 cm) during spring, summer and
19 winter. Plastics debris were separated by size fractions: macro (> 5mm), meso (1-5mm) and
20 microplastics (<1mm) to optimize the time necessary for their characterization. Macroplastics
21 and mesoplastics were identified using an IR Attenuated total reflectance (ATR) and
22 microplastics with Imaging Fourier transform infrared spectroscopy (FTIR) spectroscopy after
23 an optimized extraction protocol. Results indicate that, the lowest contamination degree with
24 macroplastics was recorded in Ichkeul lake, 2 macro debris/m² (marine protected area,
25 national parc of Ichkeul). Mesoparticles were only detected in lagoon of Bizerte in large
26 quantities (4900 item/kg of sediment in surface and 680 item/kg of sediment in depth) and
27 were identified principally as paint products. For microplastics, the repartition was quite
28 homogeneous between the three sites with an average abundance was 130.55 ± 65.61 items/kg
29 for all seasons. The variations of microplastics abundances on the three sites could not be
30 clearly related to the seasons. Whereas the polymer characterisation in the surface and depth
31 sediments of the three studied areas were principally due to eight types of polymers (PVC,
32 PET, PP, PE PS, Polyamide (PA) and polymeric methyl methacrylate (PMMA)) as reported
33 in many other studies, surprisingly all MPs recovered in the study were smaller than 300 μm ,

34 more than 70% being fragments. This study brings new results as regards to the state of
35 plastic contamination in Tunisian coast and shows the importance of investigating different
36 ecosystems in such studies.

37 Keywords: Plastic litter, macroplastics, mesoplastics, microplastics, paint products, FTIR
38 imaging

39 **1. Introduction**

40 The extensive use of various plastic contaminants in the environment is a worldwide issue
41 (Cunha et al., 2020; Kausar et al., 2020; Rashid et al., 2021; Sher et al., 2021). In recent
42 decades, global annual plastic production has risen rapidly, with approximately 370 million
43 tons produced in 2020 (PlasticsEurope, 2020), whereas close to 10 million tons of debris still
44 end up in the ocean each year. Due to the physical and chemical properties of plastics, such as
45 durability and resistance, plastic pollution becomes a serious problem and triggers adverse
46 environmental effects (Prata et al., 2020). Plastic debris were found in different ecosystems
47 such as oceans, lakes, rivers and beaches (Tunçer et al., 2018; Vaughan et al., 2017; Ding et
48 al., 2019; Korez et al., 2019). Once in the environment, under the action of UV and water,
49 they are degraded into microplastics (MPs), usually defined as particles of plastics with size
50 under 5 mm (ref). MPs have recently increased global concern (Dikareva and Simon, 2019;
51 Guo and Wang, 2019; F. Wang et al., 2018; Z. Wang et al., 2018; Korez et al., 2019); they
52 studied the progressive accumulation in sediments worldwide as well as in the Mediterranean
53 basin (Qiu et al., 2016; Vianello et al., 2013). Plastic pollution has become more prevalent in
54 marine environments, with 40-80 percent of trash made up of debris (Barnes et al., 2009; Cole
55 et al., 2011). Likewise, 90% of the waste collected on seabed trawls consists of plastic
56 (Derraik, 2002; Galgani et al., 2015). The most common items, constituting over 80% of
57 beached litter (Andrady, 2015) are cigarette butts, bags, leftover fishing gear, and food and
58 drink containers. Most kinds of plastic (Andrady, 1994) are not biodegradable, it takes many
59 decades, or even thousands of years to be degraded. Their degradation depends on physical
60 factors, such as light, oxygen and temperature exposure (Swift and Wiles, 2004) or
61 mechanical abrasion caused by wind and waves (Song et al., 2017). All these phenomena
62 cause their fragmentation into smaller plastic items which are classed into different size
63 categories with size limits varying among studies: macroplastics (> 25 mm); mesoplastics
64 (from 25 mm to 5 or 1 mm); microplastics (< 5 or 1 mm) and nanoplastics (< 1µm or < 100
65 nm) (Barnes et al., 2009; Ivleva et al., 2017). Microplastics (MP) are the most studied forms
66 of plastic in the last years. MPs have been detected in different ecosystems around the world

67 such as sediments, beaches, lakes, rivers, and wastewater effluents (Chang, 2015). Their
68 prevalence in the marine environment and sediments was demonstrated by Van
69 Cauwenberghe et al., 2015. The presence of MPs in the marine environment can be related to
70 multiple pathways. They are the result of macroplastics deterioration caused by a variety of
71 mechanisms or directly from input of industries and domestic applications (Costa et al.,
72 2010).

73 MPs are persistent in the environment and can present a risk for marine organisms (Wright et
74 al., 2013). Indeed, these items can be ingested by a large range of marine biota from the
75 trophic chain (Gall and Thompson, 2015; Gross, 2015) such as zooplankton, molluscs and
76 fish, and lead to direct damages towards organisms, showing impacts on feeding activity,
77 reserve depletion and inflammatory responses, with consequences for fitness, notably
78 reproduction (Desforges et al., 2015; Dowarah et al., 2020; Paul-Pont et al., 2018; Silva-
79 Cavalcanti et al., 2018; Zakeri et al., 2020).

80 Finally, due to their hydrophobicity, MPs can adsorb different organic pollutants such as
81 dichlorodiphenyltrichloroethane, polybrominated diphenyl ethers and their metabolites (Frias
82 et al., 2010; Teuten et al., 2007) and can then be passed into the organisms' tissues when
83 ingested (Engler, 2012). This allows MPs to act as a transfer vector of toxic chemicals in the
84 environment and its ends up consummated by humans via the food chain.

85 The Mediterranean Sea appears to be a hotspot in the world as the MP concentration in this
86 region is approximately four times greater than the North Pacific Ocean (Sharma et al., 2021).
87 Recently, many studies were conducted on MPs pollution in sediment of tunisian aquatic
88 ecosystems such as Bizerte lagoon, Hergla, Chott-Mariem, the coastal area of the city of
89 Monastir, the Gulf of Gabes and Sidi Mansour Harbor (Abidli et al., 2017, 2018; Boughattas
90 et al., 2021; Chouchene et al., 2019a; Missawi et al., 2020; Zayen et al., 2020). MPs were
91 found in several marine organisms (e.g.; mollusks, fish) from Tunisian coasts (Abidli et al.,
92 2021, 2019; Boughattas et al., 2021; Zitouni et al., 2020). However, the data of contamination
93 are difficult to compare as they were obtained using different sampling, extraction and
94 characterization MPs protocols.

95 In this work, we provide a dataset of plastic contamination in sediments of three different
96 types of ecosystems: the complex Ichkeul lake - Bizerta lagoon - Rimel beach in the north of
97 Tunisia. The lake and the marshes of Ichkeul have long been recognized (with Doñana in
98 Spain, the Camargue in France and the region of El Kala in Algeria) as one of the four main
99 areas wetlands of the western Mediterranean basin. It is one of the few sites in the world

100 registered in three international conventions: (Biosphere Reserve in 1977, World Heritage
101 Site in 1979 and Zone wetland of international importance in 1980 (Ramsar Convention).
102 Ichkeul lake is connected to Bizerta lagoon via the Tinja canal about 5 km long and a few
103 meters deep (3 meters during flooding). The Bizerta lagoon is bounded by the cities of
104 Bizerte, Zarzouna, Menzel Jemil and Menzel Abderrahmen on the North side, Menzel
105 Bourguiba and Tinja on the West and South side. It communicates with the mediterranean sea
106 by a channel 7 km long and 12 m high. Sample collection was conducted during three
107 different periods (spring, summer and winter) allowing to study also the seasonal variations in
108 MPs concentrations. Collected plastics were characterized in terms of size distinguishing
109 macro; meso and microplastics to optimize the times required for their identification.
110 Chemical identification of particles was then determined though infrared ATR for macro and
111 meso particles (> 1 mm) whereas Fourier transform micro-infrared imaging was used for MP
112 (defined in this study as particles < 1 mm) allowing a fast and reliable identification for all
113 particles down to approximately 80 μm .

114 **2. Materiel and methods**

115 **2.1.Study area**

- 116 • Station 1: Rimel beach (37° 15' 20" N, 9° 55' 00" E)

117 Rimel beach is one of the most known bathing beaches in Bizerte. It's located in the urban
118 area of Bizerte (close to 570,000 inhabitants). This beach is easily accessible as it is located
119 very close to a highroad, and it is very frequented during summer season.

120 Station 2 : Bizerte lagoon, Menzel Abderrahmane (37° 13' 56" N, 9° 51' 39" E)

121 Bizerta lagoon is one of the largest Mediterranean lagoons covered 150 Km², it's located on
122 the coasts of Northern Tunisia, near of some industrial units and agricultural area. It has a
123 huge economic and ecological importance. Moreover, it has been exploited in conchyliculture
124 and fishing since 1964. This costal lagoon is permanently connected to the Mediterranean Sea
125 by a straight channel of 8.5 km long and communicates with the Ichkeul lake (110 km²) by
126 the Tinja river (Abidli et al., 2017). It is classified number two in Tunisia in terms of
127 production of exported seafood. However, this lagoon is submitted to many anthropogenic
128 pressures, doting of urban, industrial (such as petrochemicals, textiles, steel, plastics
129 processing) and agricultural activities (Abidli et al., 2017). Moreover, the direct and indirect
130 discharges of industrial wastes make this productive ecosystem suffering, it's transformed to a

131 receptacle of several and toxic chemicals products such as pesticides, heavy metals,
132 pharmaceutical molecules and a lot of macro plastic (Abidli et al., 2017).

133 • Station 3: lake Ichkeul (37° 10' 32" N, 9° 44' 11" E)

134 Covering 90 km², Ichkeul Lake is a Biosphere reserve, a Ramsar site, and a UNESCO World
135 Heritage Site (Kose, 2012; Kraïem and Ben Hamza, 2000; Stevenson and Battarbee, 1991).
136 This lake is a permeant wetland of 9000 ha surrounded by 3000 ha of temporary marshes,
137 situated in the northern coast of Tunisia. It is linked by a small channel (Tinja) to Bizerta
138 lagoon (37° 18' N 09° 35' E) which in turn has an outlet to the Mediterranean Sea (Ben Salem
139 et al., 2019). The Ichkeul Lake watershed includes five sub-basins Joumine, Ghezala, Melah,
140 Sejnane and Douimis. This region has a typically Mediterranean subhumid climate which
141 leads to a temporary drying out of the marshes during the summer (Casagrande et al., 2005).
142 The average depth is 1m with a maximum of 2m registered in winter period (Casagrande et
143 al., 2005). It has a rural environment, draining an area of 418 km², with elevation ranging
144 between 35 and 716 m above sea level (Aouissi et al., 2013). Sandy-clay and silty-clay soils
145 are the two dominant soils (Aouissi et al., 2014). The salinity displays considerable seasonal
146 changes from 3 ‰ in the innermost parts in spring to 38 ‰ at the mouth of the Tinja channel
147 in autumn (Aouissi et al., 2013).

148 The hydrology of the complex lagoon of Bizerte and Ichkeul lake presents a seasonal
149 variability. During winter, Ichkeul Lake is fed by freshwater from the rivers increasing the
150 water level. At that time, large volumes of water are spilled into Bizerte Lagoon through the
151 Tinja River. During summer, water levels in Ichkeul Lake are low due to high evaporation
152 rates, coupled with lower river inflows. As a result, saline water from Bizerte Lagoon enters
153 Ichkeul Lake through the Tinja River. This leads to a saline water connection between Ichkeul
154 Lake and the Mediterranean Sea that formerly has a seasonal salinity regime, freshwater
155 increasing with winters' rainfall and decreasing in summer. Ichkeul Lake receives principally
156 agricultural inputs as it is surrounded by a vast agricultural area (Stevenson and Battarbee,
157 1991).




158

159 Figure 1: Locations of the three studied stations in the complex Ichkeul lake, lagoon of Bizerte
160 (Northern Tunisia) and Rimel Beach (Mediterranean Sea).

161

162 1.1.Sampling

163 Samples collection was conducted in March 2019, July 2019, and January 2020. Ospar
164 sampling strategy (OSPAR 2011) has been adapted and applied. In each site, 2 kg of
165 sediments were randomly sampled to a depth of 2 cm and 15 cm using a stainless-steel shovel
166 and a 25×25 cm wooden frame with a 2 cm height (Fig. 2), and then these sediments were
167 transferred into aluminium tray. Different macroplastics were collected from the three studied
168 areas.



169

170 Figure 2: Photos of sediment sampling in Surface (A) and depth (B) using Oscar protocol (C).

171 **1.2.Sample treatment**

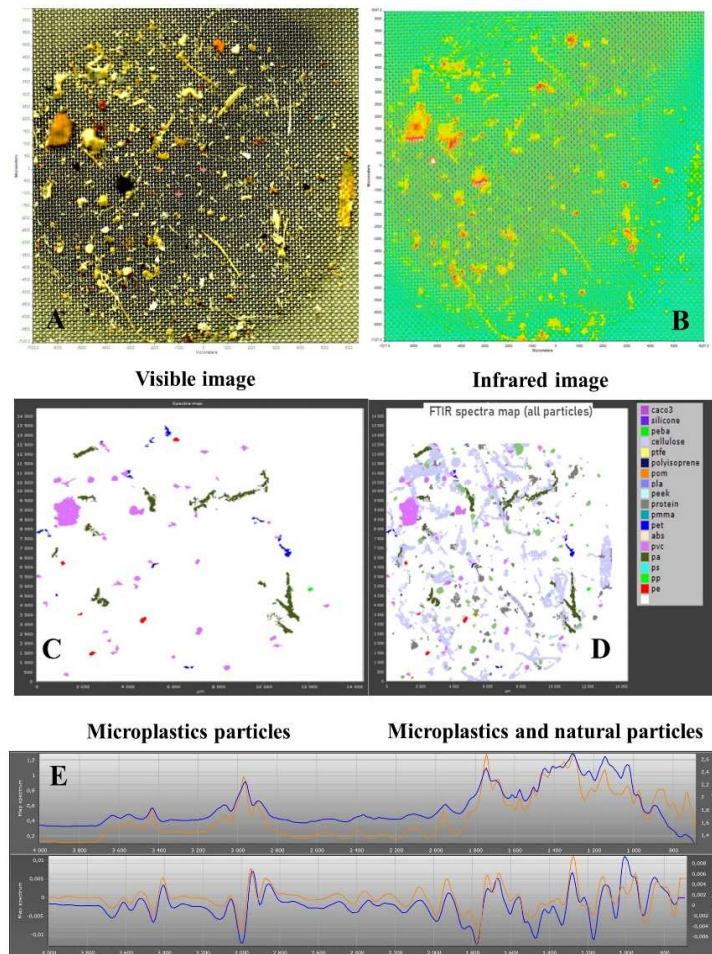
172 Collected macroplastics were stocked at -4 °C for analysis. For analytical reason, as they can
 173 be manipulated easily with tweezers for identification using IR-ATR, mesoplastics were
 174 defined in this study as the particles with sizes > 1 mm. Their extraction was realized by
 175 sieving the sediment on a 1 mm metallic sieve. Then MPs (< 1 mm) were isolated from
 176 sediment samples according to Nuelle et al., (2014). Firstly, all sediment samples were dried
 177 at 70 °C for 24 h to a constant weight. For microplastics extraction, a saturated salt solution
 178 was added to 100 g of dried sediment samples from each site. All samples were stirred with a
 179 clean glass rod for 2 min and settled for 24 h. Then, the density separation, 200 ml of H₂O₂
 180 (30%) was added, to mix with final supernatants in the conical flask. The process of chemical
 181 degradation continued for 24 h at 65 °C with an agitation at 100 rpm, in order to fully digest
 182 organic matters in the extracts. Finally, for filtration, the solution was poured through a metal
 183 grid with a porosity of 100 µm connected to a vacuum pump and then rinsed with Milli Q
 184 water. To avoid artificial and suspended plastic contamination in the laboratory, all
 185 instruments and containers were thoroughly rinsed with ultrapure water and 95% ethanol. Lab
 186 gowns and gloves were worn throughout the sample collection and laboratory analysis
 187 process. Meanwhile, blank experiments were conducted. Experiments showed that no piece of
 188 microplastics was found in the blank controls.

189 **1.3.Macro, meso and microparticles characterisation and quantification**

190 To define the subsample, debris of each sample were first examined under a stereomicroscope
191 (Leica microsystems) and pooled if they were strongly similar in shape, colors, curves and
192 borders. Macroplastics were identified using an Attenuated Total Reflection Fourier
193 Transform Infrared spectrometer (ATR-FTIR Vertex70v, Bruker) equipped with a diamond
194 crystal ATR accessory and a denudated triglycine sulfate (DTGS) detector. The system was
195 operated by OPUS 7.5 (Bruker Optik GmbH) during measurements and analyses. Background
196 and sample spectra were recorded in absorbance mode in the $4000\text{-}600\text{ cm}^{-1}$ region with 4 cm^{-1}
197 resolution and 20 scans. For identification, spectra were compared to Perkin Emer library.
198 After each analysis by ATR-FTIR, the sample holder was cleaned with ethanol or acetone.
199 As a lot of mesoparticles were found in the samples, a first step was to verify their polymeric
200 nature. Thus, they were placed in different aqueous solutions (zinc chloride ZnCl_2 , sodium
201 chloride NaCl and H_2O_2 30%) to check their density. The spectra of these mesoparticles were
202 then acquired by (ATR-FTIR Vertex70v, Bruker) with the same operating conditions than for
203 the macroplastics. They were also characterized by Scanning electron microscopy (SEM) with
204 energy dispersive X-ray spectroscopy (EDX) to deeply investigate their chemical
205 composition. The MEB-EDX is a non-destructive and rapid technique used to identify the
206 chemical elements present in the selected areas. In this work, MEB-SEM analysis was
207 performed using Jeol Model, USA.

208 MPs isolated on the metallic grids were then characterized by Fourier transform micro-
209 infrared spectroscopy (micro-FT-IR, PerkinElmer Spotlight 400, USA). The system was
210 operating by SPECTRUM IMAGE. Each filter was scanned 1 time for one hour in the wave
211 number range of $4000\text{-}750\text{ cm}^{-1}$. The infrared image data were analysed with
212 SIMPLEV1.0.0 (Fig. 3), and the target infrared spectrum was compared with the standard
213 spectral library (PerkinElmer Library).

214



215

216 Figure 3: Microplastics identification. (A) : example of analyzed sample, (B) : infrared image , (C) :
 217 only MPs detected in the filter, (D): all detected particles include MPs and (E): example of spectral
 218 identification of a PET particle (orange) VS library spect.

219 **2.2.Statistical analysis**

220 All data were expressed as mean \pm standard error of the mean (SEM). One-way analysis of
 221 variance (ANOVA) was used to assess significant differences among different groups.
 222 Probability levels <0.05 (Kruskal Wallis tests) were considered as statistically significant.
 223 Data were analysed by Origin 2018 software.

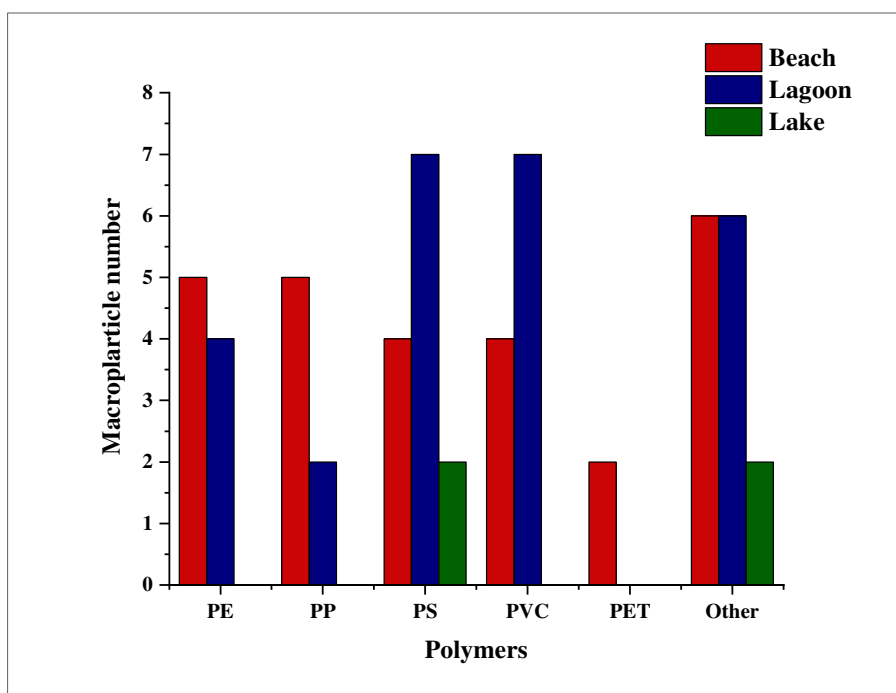
224 **3. Results**

225 **3.1. Characterisation of macroplastics**

226 In total, 56 (26; 26 and 4 sampled respectively at Rimel Beach, Bizerte Lagoon and Ichkeul
 227 Lake) debris > 5 mm were sampled from the three studied areas in March 2019 campaign.
 228 Macroparticles collected from each site were identified by ATR (Fig. 4). Five main types of
 229 polymers were detected: PS (14.28%), PVC (19.64%), PET (16.07%), PP (14.28%), PE

230 (3.57%) (Fig. 4) and 32.14% were identified as other kind of polymers and paint products.
 231 Sampled plastics were also classified by colours. The predominant colours are as follow: blue
 232 (22.9%) > white (20.8%) > transparent (20.8%) > pink (10.4%) > yellow (8.3%) > orange
 233 (8.3%) > black (6.2%) > red (2%).

234
 235



236
 237

Figure 4: Abundance and characterisation of macroplastics.

238 3.2.Characterisation of (meso)plastics

239 Mesoparticles were defined here as particles ranged from 1 mm to 5 mm. Our study showed
 240 that mesoparticles were only present in Bizerta lagoon station. In 50g of sediment, 245 items
 241 were detected in surface (4900 item/kg of sediment) and 34 items in depth (680 item/kg of
 242 sediment). To identify these mesoparticles, different flotation tests were realized (with sodium
 243 chloride NaCl and zinc chloride ZnCl₂). Surprisingly, contrarily to most commercial
 244 polymers, these mesoparticles did not float and remained at the bottom of the tube after
 245 flotation tests with sodium chloride and zinc chloride. The identification with ATR-FTIR
 246 confirmed that 80.27% of the totality were paint products and only 1.97% were identified as
 247 polymer particles (17,71% were not clearly identified). The identification results for surface
 248 and depth sediments are detailed in Tables 1 and 2. To get a better characterisation of these
 249 painting products, electronic scan microscopy coupled with energy dispersive X-ray
 250 Spectroscopy (SEM-EDX) was used. Fig.5 shows a SEM picture of blue particle and a

251 superposed cartography, the brown and green colours indicating the presence of the oxygen
252 and titanium. The spectrum sum is indicated in (Fig. 5), the principal compounds of paintings
253 (oxygen and titanium) were detected in the atomic composition (33% and 6.43%
254 respectively).

255

256

257

258

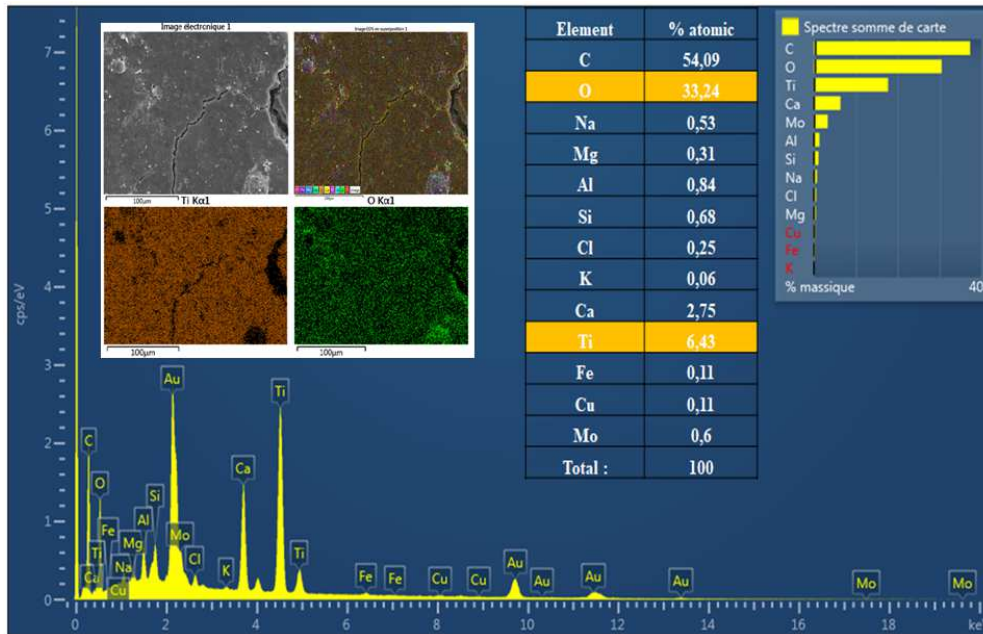
259

260

261

262

263



264

265

Figure 5: MEB-EDX characterization of mesoparticles.

266

Table 1: ATR diamond identification (nature, colour) expressed as percentage of meso-particles collected in 50 g of surface sediments from Bizerta lagoon.

267

Particles Nb	Nature	Colour	Percentage (%)
Paint product			
172	Undercoat paint	Blue	70.20
10	Eggshell paint	Red	4.08
8	Uniplus 1-77	Pink	3.26
8	Eggshell paint	Green	3.26
3	Eggshell paint	Grey	1.22
1	Undercoat paint	Green	0.40
Polymers			
2	Rubber white	White	0.81
2	Bisphenol A polycarbonate 20% glass	Yellow	0.81
Not identified			
23	Cork	Orange	9.38
4	Dibutyl sobocole	Yellow	1.63
4	Not identified	green	1.63
3	Uniplus 1-77	Beige	1.22
3	Uniplus 1-77	white	1.22
2	Not identified	Black	0.81
Total = 245			

268

269 Table 2: ATR diamond identification (nature, colour) of meso-particles collected in 50 g from the
 270 depth sediment of Bizerta lagoon.

Particles Nb	Natures	Colours	Percentage (%)
Paint product			
34	Undercoat paint	Blue	79.06
1	Artist water colour	Transparent	2.32
Polymers			
1	Rubber white	White	2.32
Not identified			
4	Not identified	Black	9.3
2	Uniplus 1-77	Pink	4.65
1	Cork	Orange	2.32
Total = 43			

271

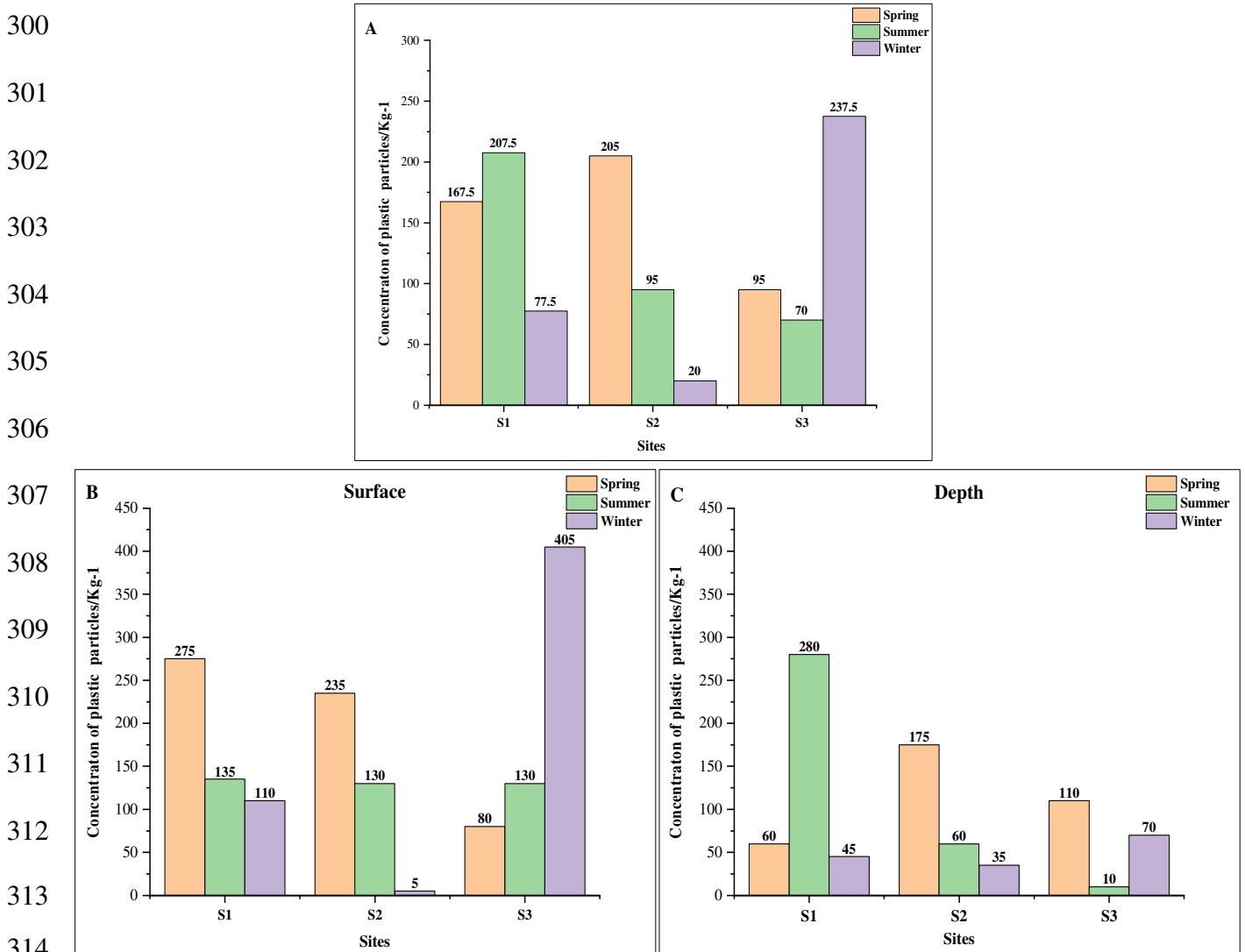
272 3.3. Characterisation of microparticles

273 3.3.1. Effect of spatial and temporal variations in abundance of microplastics

274 Out of the 3229 suspected particles in all of the samples, a total of 467 particles were
 275 identified as MPs in the sediments of all studied areas and sampling periods; the average
 276 abundance between surface and depth samples was (130.55 ± 65.61 items/kg). Among the
 277 particles that were not identified as plastics, most of them were identified as calcium
 278 carbonate, cellulose, protein, silica fragments etc. The quantities of MPs found in sediment
 279 samples from the three sampling sites in Tunisia, both in the dry and the rainy seasons, are
 280 detailed in (Fig.6A). The concentrations for the three sampling areas Rimel beach S₁ (130.55
 281 ± 65.61 items/kg), Bizerta lagoon S₂ (106.66 ± 65.55 items/kg) and Ichkeul lake S₃ ($134.16 \pm$
 282 68.88 items/kg) were not significantly different. The highest MP abundance was found at S₃,
 283 reaching 237.5 items/kg (Fig.6A) in winter and the minimum was 20 items/kg observed at S₂
 284 also in winter.

285 Spatially, overall, the average abundance of MPs in surface (167.22 ± 85 items/kg, Fig. 6B)
 286 was 1,8 higher than in depth (93.88 ± 62.96 items/kg, Fig. 6C). MPs presence in surface
 287 sediments of S₁, showed a significative decrease ($p < 0.05$) from spring to winter (275 ± 35 items/kg
 288 in spring vs 110 ± 28 items/kg in winter). The same trend was registered for S₂. In contrast, at
 289 S₃ location, MPs concentration increased from spring (130 ± 14 items/kg) and summer ($80 \pm$
 290 0 items/kg) to reach a maximum in winter (405 ± 63 items/kg).

291 Seasonally, our result showed that the average abundance of MPs on the three sampling sites
 292 in spring (150.83 ± 84.44 items/kg) and winter (134.16 ± 90.27 items/kg) was higher than in
 293 summer (106.66 ± 73.33 items/kg). A higher abundance of MPs in surface sediment during
 294 spring was registered in both S1 and S2 respectively (275 ± 35 items/kg) and (235 ± 21
 295 items/kg) compared with S3 (80 ± 0 items/kg) ($p < 0.05$). During summer there was no
 296 significant difference between the beach, lagoon, and lake ($p > 0.05$). For the winter samples,
 297 the statistical analysis showed that there was a significant difference in the abundance of MPs
 298 between the different ecosystems, the highest level was found in the lake (S3) with ($405 \pm$
 299 65 items/kg) compared with the other studied sites (Fig.6A).



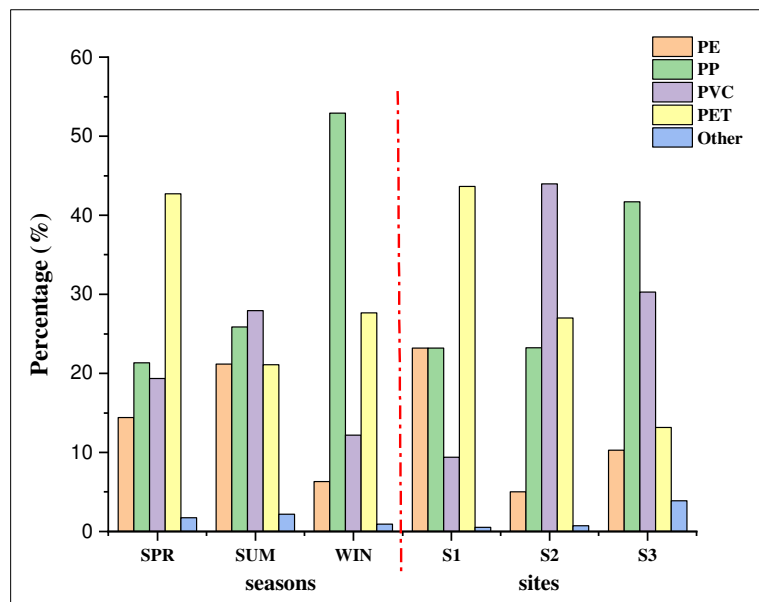
315 Figure 6: Number of microplastics collected from the sediment surface during sampling by total,
 316 season and sites (A). Abundance of microplastic in surface and depth of sediment from the three
 317 sampling sites (S1: Rimel beach, S2: Bizerte lagoon S3: Ichkeul lake).

318

319 3.3.2. Characterisation of microplastics

320 3.3.2.1.Polymer type

321 More than 97.86% of the polymer types of MPs in sediments of the three studied areas were
322 PP (31.38%), PET (29.22%), PVC (23.85%) and PE (13.40%). Only four other polymers
323 were detected (PS, PA, ABS and PMMA) and represented only 2.14% of the total (Fig. 7).
324



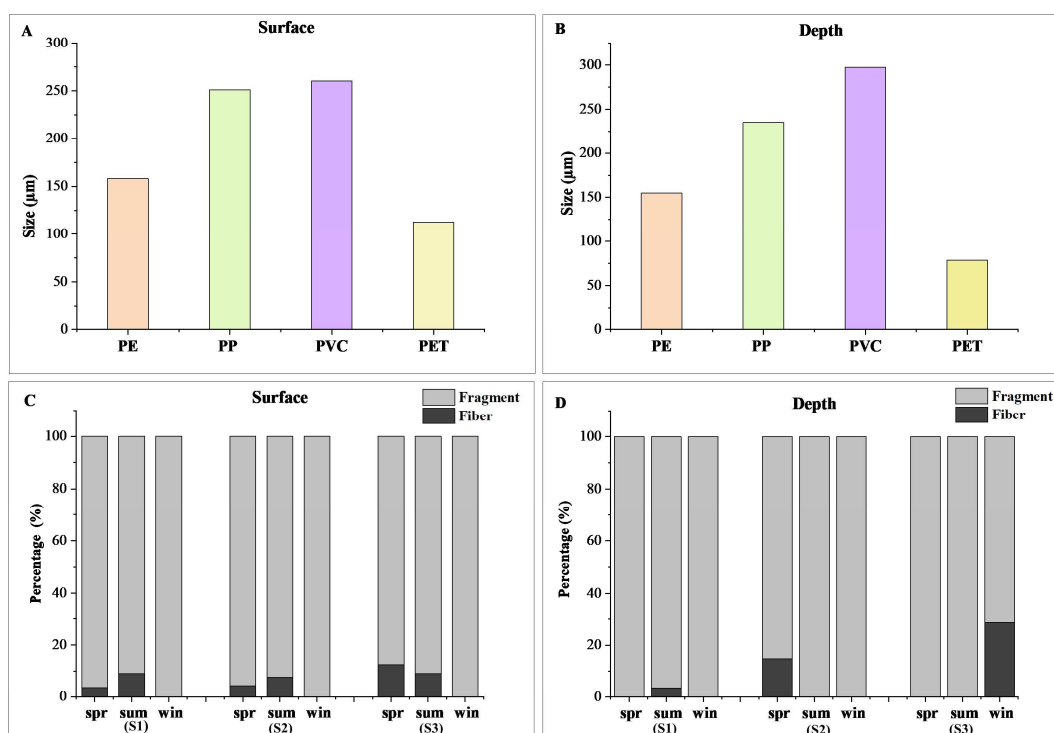
325
326 Figure 7: Polymers distribution according to seasons and sites. Seasons; SPR: spring, SUM: summer
327 and WIN: winter. Sites; S1: Rimel beach, S2: Bizerte lagoon and S3: Ichkeul lake.

328
329 3.3.2.2.Size

330 The MPs sizes detected in the samples ranged from 78.35 to 297.25 μm (Fig. 8A, B). For MPs
331 in surface the sizes were between 112.79 to 260.22 μm . In the depth, the registered sizes were
332 from 78.33 to 297.25 μm .

333 3.3.2.3.Shape and colors

334 In this work, the totality of detected MPs in the surface and depth sediments of the three
335 studied surfaces were fragments (for example, 92.3% in the surface of Bizerta lagoon in
336 summer and 71.42% (Fig. 8E and F) in the depth of Ichkeul lake in winter). Colors cannot be
337 determined using the micro-FT-IR, PerkinElmer Spotlight 400.



338

339 Figure 8: Classification of MPs by size (A, B), shape (C, D). Seasons; SPR: spring, SUM: summer
 340 and WIN: winter. Sites; S1: Rimel beach, S2: Bizerte lagoon and S3: Ichkeul lake.

341

342 4. Discussion

343 4.1. Macroplastics

344 Plastic contamination is considered as a very challenging issue for the environment. This
 345 study aimed at assessing the distribution, types and abundance of macroplastic debris in
 346 Rimel beach, lagoon of Bizerte and Ichkeul lake in north Africa (Tunisia). The macroplastic
 347 abundances are the same in the beach and lagoon with 26 items 100 m⁻² (0.6 macro items m⁻²
 348), and 13 times lower level of macroplastic was detected in the lake area with only 2 items 100
 349 m⁻² (0.02 macro items m⁻²). Our results of macroplastic contamination in Bizerte lagoon near
 350 of Menzel Abderahman harbour, are consistent with (Abidli et al., 2017; Zitouni et al., 2020).
 351 These results they are close to those reported by (Jeyasanta et al., 2020) in India or in the
 352 same range than those reported in previous investigations as 51 macro items per 100 m² in
 353 Bermuda (Sciacca and van Arkel, 2015), 33 in the Azores, and 26 on the beaches of Easter
 354 Island, all these beaches being on the Atlantic Ocean.

355 The concentration of plastic litter in Rimel beach and lagoon of Bizerte are related with
356 human activities, such as tourism activities (Blettler et al., 2017; Browne et al., 2011; Imhof et
357 al., 2017; Jeyasanta et al., 2020; McDermid and McMullen, 2004), urbanization (Ariza et al.,
358 2008; Do Sul et al., 2011) and recreational usage of beaches (Gao et al., 2021). Rimel beach is
359 one of the most famous and attractive beach for local and foreign visitors because of the
360 proximity of beach to the road, especially during the summer season which may be the reason
361 of the highest distribution recorded. Whilst it is possible that meteorological factors (i.e. wind
362 and rain) further influence macroplastic accumulation in urban shoreline environments (see
363 GESAMP, 2019), human activity may be a central direct driver of macroplastic accumulation
364 in these systems, owing to high proximal household densities. Beach cleaning activities in
365 Tunisia are mainly carried out by local authorities as in other countries. However, voluntary
366 participation by citizens at these events is relatively low. Moreover, it has been demonstrated
367 that beaches lacking cleaning and trash bins exhibited significantly more macroplastics,
368 supporting earlier findings of (Rayon-Viña et al., 2018). Indeed, Blettler et al. (2017) found
369 that plastic pollution was more associated with domestic solid wastes in their freshwater study
370 system. In the other hand, Bizerte lagoon is one of the most famous and suitable areas for
371 shellfish farming and recreational fishing used by many fishermen. So, these items found on
372 the beach were probably discarded by the users of this area. This macroplastic contamination
373 in Bizerte lagoon near of Menzel Abderahman harbour close to those reported in (Abidli et
374 al., 2017; Zitouni et al., 2020), may confirm that maritime harbours represent a source of
375 plastic litter in the studied region. The majority of macroplastics fragments showed signs of
376 deterioration and were strongly weathered implying that they had probably been disposed in
377 the environment for a long time (GESAMP, 2015).

378 **4.2.Mesoplastics**

379 Another original aspect of this study was the identification, for the first time in this area, of
380 mesoparticles (ranged from 1 to 5mm) (Napper and Thompson, 2018) from paint products.
381 Mesoparticles were only detected in Bizerta lagoon. Using observation through stereo
382 microscope, they could be considered as plastic fragments and might lead to a considerable
383 over-estimation of the plastic contamination in such areas. This study emphasizes again the
384 necessity to use notification techniques such as IR. Indeed, using IR, ,and confirmed by Fluo-
385 X and MEB-EDX, we showed that 79.97% and 70.06% of these mesoparticles were identified
386 as paint products in surface and depth sediments respectively. For the same reasons already
387 cited previously, lagoon of Bizerte is the seat of several shellfish farms, known by the fishing

388 harbour of Menzel Abderrahmen. It can be hypothesized that the high contamination of paint
389 product might be the result of harbour activities. Harbours and especially vessels have been
390 reported as main sources of some litter types originating from fishing activity in general such
391 as antifouling paints, cleaning and maintenance of ships' hulls, in addition to abandoned
392 fishing gear (Edyvane et al., 2004). In many studies paint product are considered as plastic
393 (Abdel Ghani et al.,2022; Pradit et al., 2022; da Silva et al., 2022) or resulting from primary
394 plastics (Li et al., 2016).

395

396 **4.3.Microplastics**

397 4.3.1. Spatial abundance of MPs

398 Until now, no studies in North Africa, and more precisely in Tunisia have focused on
399 comparing the contamination by plastics in different ecological ecosystems such as Rimel
400 beach, Bizerta lagoon and Ichkeul lake. Our survey showed that MPs were present in the three
401 sampling sites and during the three sampling periods (winter, summer, spring), with variations
402 in terms of abundance. The registered spatial distribution of MPs between sites could be
403 influenced by urbanization, the presence of industries, and the nature of the ecosystems.

404 The average abundance of MPs in sediments of Rimel bathing beaches (173.33 ± 34.12
405 items/kg) was in the same range of these reported from the Barra beach Aveiro (Portugal),
406 along the mediterranean Sea and on the Phuket Beach in Thailand (Table 3). This result was 16 times
407 higher than the one reported in Tarragona coast (western Mediterranean) (Table 3). Nevertheless,
408 the concentrations were in the low range of what has been observed for the Carolina beach in
409 Virginia (1410 ± 810 items/kg). These differences could be explained by differences between
410 locations of demographic and industrial densities, or from geomorphology and dynamics of
411 the sampled beach.

412 The concentration of MPs in Bizerta lagoon was in the range of 118.33 ± 34.38 items/kg.
413 These results were 4 times lower than those found by (Abidli et al., 2018), 461.25 ± 29.74
414 items/kg in MB (Bizerta lagoon). However, MPs abundance in Bizerta lagoon was 2 times
415 higher than those founded in the Mar Menor lagoon in Spain (Table 3). This differences may
416 be explained by the geological position of Bizerta lagoon, the density of human population in
417 MA (more than 16,000 inhabitants), the significant maritime traffic, and industrial activities
418 such as a petroleum refinery (Tunisian Refining Industries Company), a lubricants processing

419 unit (Sotulub), a cement plant (Cements of Bizerte), and the park of economic activities of the
 420 free zone of Bizerte, which hosts several industrial and service companies (Abidli et al., 2017).
 421 Quantified concentrations of MPs in this study were lower than those reported by (Abidli et
 422 al., 2017), who founded in the same site 7960 ± 6840 items/kg which is 67 times higher than
 423 our results. These differences could be due to the sampling period but also extraction and
 424 identification methods used. Bizerta lagoon is well-known for its fishing activities (harbour
 425 with a fishing fleet of 181 coastal boats), which can confirm the high degree of pollution, with
 426 even paint particles being classified as microplastics.

427 Ichkeul lake presented a high level of MPs (205 ± 65 items/kg). Despite, lake Ichkeul is a part of
 428 a national parc of Ichkeul and it's one of the protected wetlands in the world (Ramsar
 429 convention 2011), this ecosystem, is closely related by the Bizerta lagoon via Tinja river
 430 (Abidli et al., 2017) favouring this high level of contamination. MPs detected in the present study
 431 for Ichkeul lake were 7 times higher than those reported by (Hengstmann et al., 2021) who
 432 collected 1410 ± 822 items/kg in Lake Tollense sediments (Germany) (Table 3). In contrast,
 433 present results are in the range with those registered by (Mao et al., 2021) in Wuliangshuai
 434 Lake, (northern China) reporting values ranging from 165 and 724 items/kg (Table 3).

435

436 Table 3: Microplastic abundance in different beaches, lagoons and lakes in the world.

Location	Abundance items/Kg	Authors
Rimel beach (Mediterranean), Tunisia	173.33 ± 34.12 items/kg	This work
Sidi Mansour Harbor in Southeast Tunisia	37.72 to 798.19 items/kg	(Chouchene et al., 2019b)
Mediterranean Sea	166 ± 205 items/kg	(Constant et al., 2019)
Barra beach Aveiro, Portugal	100 items/kg	(Chouchene et al., 2021)
Odisha beaches, southeastern coast of India	378.3 ± 39.7 items/kg	(Patchaiyappan et al., 2021)
Beach along Phuket coastline, Thailand	188.3 ± 34.5 items/kg	(Akkajit et al., 2021)
Natural beach, Cox's Bazar, Bangladesh	368.68 ± 10.65 items/kg	(Hossain et al., 2021)
Tarragona coast (western Mediterranean)	10.7 items/kg	(Expósito et al., 2021)
Virginia and North Carolina beaches	1410 ± 810 items/kg	(Dodson et al., 2020)
Bizerta lagoon (MA)	118.33 ± 34.38 items/kg	This work
The littoral zone of the north Tunisian coast	316.03 ± 123.74 items/kg	(Abidli et al., 2018)
Bizerte lagoon, Tunisia	7960 ± 6840 items/kg	(Abidli et al., 2017)
The Mar Menor lagoon (SE Spain)	53.1 ± 7.6 items/kg	(Bayo et al., 2019)
Ichkeul lake, Tunisia	205 ± 65 items/kg	This work
Lakeshore sediments	1410 ± 822 items/kg	(Hengstmann et al., 2021)
Wuliangshuai Lake, northern China	Between 165 and 724 items/kg	(Mao et al., 2021)

437

438 4.3.2. Seasonal abundance of microplastics

439 The abundance of MPs in surface sediment of Rimel beach and lagoon Bizerte present a
440 decreasing profile among the three sampling periods, showing a higher level in spring and
441 summer compared to winter. This result was confirmed by the study of (Gao et al., 2021).
442 High temperatures and intense UV light registered during summer also made the MPs or
443 plastics in the bathing beaches more likely to be broken into smaller MPs (Acosta-Coley and
444 Olivero-Verbel, 2015; Andrady, 2015). However, regarding Ichkeul lake, MPs levels increase
445 from spring, summer and winter, (80 ± 0 items/kg), (130 ± 14.14 items/kg) and (405 ± 63.63
446 items/kg) respectively. Thus, seasonal variations in MPs concentrations in Ichkeul lake could
447 be explained by the fact that this ecosystem receives many rivers discharges such as Douimis,
448 Sajenan, El melah, Ghezela and Joumine, which can provide the increase of MPs levels.
449 (Prata et al., 2020), showed that more particles were collected during wet seasons (464 and
450 232 particles) than dry periods (19 and 18 particles). Furthermore, other researchers found
451 that the abundance of MPs was higher during the wet season in summer than during the dry
452 season in winter (Browne et al., 2010; Eo et al., 2019).

453 In depth, Rimel and Bizerta lagoon presented a lower level of contamination among the
454 different seasons as compared to the surface sediment. However, in summer, Rimel beach
455 presented a high number of MPs, that could be explained by the increase of population during
456 this period. For Ichkeul lake, the abundance of MPs was lower comparing to previous sites
457 than the one detected in surface sediment in summer and even winter.

458 4.3.3. Characterization of MPs: types, shapes, sizes

459 For all sampling periods, PP, PET and PVC were the most detected polymers in surface and
460 depth sediment of the three studied areas. In dried seasons, there was a predominance of PET,
461 PVC and PE respectively which was already observed in other studies (Gao et al., 2021).
462 However, in winter, our results showed a predominance of PP and PET, which was consistent
463 with those of (Prata et al., 2020).

464 In the present study, the size of MPs varied from 78.33 to 297.25 μm . These findings are in
465 line with those of many other studies (Blašković et al., 2017; Chouchene et al., 2019b; Lots et
466 al., 2017; Missawi et al., 2020). Furthermore, the results of the present study indicate that the
467 Northern Mediterranean zone has a significant concentration of MPs, which might be related
468 to high population density and waste input in the coastal sites (Lots et al., 2017). This
469 phenomenon of small size dominating has been confirmed in some previous studies (Imhof et
470 al., 2016; Xiong et al., 2018). Small-size MPs are mostly decomposed from large-scale

471 plastics by mechanical, chemical, biological processes after oxidation under UV light. The
472 abrasion after contact with sand may explain the reason of these small sizes MPs. Another
473 possibility is that MPs are broken during the analysis process leading to particles. Concerning
474 the lowest sizes reported in the study, the grids used to extract the MPs before identification
475 were chosen with 100 μm mesh size as a good compromise between the time of IR imaging,
476 the instrument resolution (more than to 10 μm) and the quantity of mineral and organic
477 products retained after filtration. Hence, it was not surprising that the smallest MPs identified
478 in the samples were around 70 μm , MP smaller than this size being not extracted.

479 The totality of observed MPs in this study were fragments and fibers. The percentage reached
480 in same sites (Rimel beach, Bizerta lagoon and Ichkeul lake) was 100% of fragments. These
481 findings suggest that secondary MPs deriving from the mechanical fragmentation of bigger
482 plastic debris, as well as photolysis, thermo-oxidation, thermo-degradation, and
483 biodegradation processes (Laglbauer et al., 2014; Zhao et al., 2018) were the most common
484 sources of plastic debris in the studied locations. (Abidli et al., 2018, 2017) also showed that
485 fibres and fragments were the most abundant MP types in the lagoon of Bizerte. Therefore,
486 MP contamination in the populated areas of Rimel beach and Bizerta lagoon (MA) could be
487 attributed to sewage input and fragmentation of large plastic particles into smaller ones.
488 Furthermore, more than 78 % of the particles found in Menzel Jemil (Bizerte lagoon) were
489 fragments, which are likely connected to fragmentation procedures of larger plastics and
490 electrical plates that are discarded by numerous companies that make plastic and electronic
491 plates (Abidli et al., 2018) in this sector.

492 **5. Conclusion**

493 Marine environment burden is enhancing day to day due to illegal and unfair disposal
494 of huge number of plastics all around the world. Even remote and preserved ecosystems are
495 now damaged by plastic contamination. Results of this work provide first insights of the state
496 of plastic contamination along the Tunisian coast, for all sizes of plastics from macro to
497 microplastics. For this, an analytical procedure based on the separation of macro, meso and
498 microplastics with a cutoff of 1 mm between meso and micro was set up to allow accurate
499 identification of plastic particles with lower times of assessment. The obtain results showed
500 that in the studied area, the mesoparticles (between 1 and 5 mm) were mostly paint products
501 and were present in high quantities in Bizerta Lagoon, an area famous for its fishing activities.
502 Additional survey is necessary to fully understand the transfer of those different plastics
503 throughout this area and influence of parameters such as hydrology or economic activities.

504 Further studies are also necessary to take into consideration risk assessment associated with
505 plastic collected in this area.

506 **Acknowledgement**

507 Rihab JAOUANI acknowledges the University of Carthage and Le Mans University, which
508 provided financial support for this work. Thanks are also due for Le Mans Technology
509 Transfer Center, where microplastics IR analysis were realized.

510 **References**

- 511 Abidli, S., Akkari, N., Lahbib, Y., Trigui El Menif, N., 2021. First evaluation of microplastics
512 in two commercial fish species from the lagoons of Bizerte and Ghar El Melh
513 (Northern Tunisia). *Reg. Stud. Mar. Sci.* 41, 101581.
514 <https://doi.org/10.1016/j.rsma.2020.101581>
- 515 Abidli, S., Antunes, J.C., Ferreira, J.L., Lahbib, Y., Sobral, P., Trigui El Menif, N., 2018.
516 Microplastics in sediments from the littoral zone of the north Tunisian coast
517 (Mediterranean Sea). *Estuar. Coast. Shelf Sci.* 205, 1–9.
518 <https://doi.org/10.1016/j.ecss.2018.03.006>
- 519 Abidli, S., Lahbib, Y., Trigui El Menif, N., 2019. Microplastics in commercial molluscs from
520 the lagoon of Bizerte (Northern Tunisia). *Mar. Pollut. Bull.* 142, 243–252.
521 <https://doi.org/10.1016/j.marpolbul.2019.03.048>
- 522 Abidli, S., Toumi, H., Lahbib, Y., Trigui El Menif, N., 2017. The First Evaluation of
523 Microplastics in Sediments from the Complex Lagoon-Channel of Bizerte (Northern
524 Tunisia). *Water. Air. Soil Pollut.* 228, 262. <https://doi.org/10.1007/s11270-017-3439-9>
- 525 Acosta-Coley, I., Olivero-Verbel, J., 2015. Microplastic resin pellets on an urban tropical
526 beach in Colombia. *Environ. Monit. Assess.* 187, 435. [https://doi.org/10.1007/s10661-](https://doi.org/10.1007/s10661-015-4602-7)
527 [015-4602-7](https://doi.org/10.1007/s10661-015-4602-7)
- 528 Abdel Ghani, S., El-Sayed, A., Ibrahim, M., Ghobashi, M., Shreadah, M., Shabaka, S., 2022.
529 Ecological Assessment of Plastic Particles Along Alexandria Beaches Using
530 Microscopy and Thermal Analysis Techniques, the Mediterranean Coast of Egypt
531 (SSRN Scholarly Paper No. 4039702). Social Science Research Network, Rochester,
532 NY. <https://doi.org/10.2139/ssrn.4039702>
- 533 Akkajit, P., Tipmanee, D., Cherdsookjai, P., Suteerasak, T., Thongnonghin, S., 2021.
534 Occurrence and distribution of microplastics in beach sediments along Phuket
535 coastline. *Mar. Pollut. Bull.* 169, 112496.
536 <https://doi.org/10.1016/j.marpolbul.2021.112496>
- 537 Alencastro, D., 2012. Pollution due to plastics and microplastics in Lake Geneva and in the
538 Mediterranean Sea. *Arch Sci* 65, 157–164.
- 539 Andrady, A.L., 2015. *Plastics and environmental sustainability*. Wiley Online Library.
- 540 Andrady, A.L., 1994. Assessment of Environmental Biodegradation of Synthetic Polymers. *J.*
541 *Macromol. Sci. Part C* 34, 25–76. <https://doi.org/10.1080/15321799408009632>
- 542 Aouissi, J., Benabdallah, S., Chabaâne, Z.L., Cudennec, C., 2013. Sensitivity analysis of
543 SWAT model to the spatial rainfall distribution and watershed subdivision in
544 streamflow simulations in the Mediterranean context: a case study in the Joumine
545 watershed. Tunisia, in: 2013 5th International Conference on Modeling, Simulation
546 and Applied Optimization (ICMSAO). IEEE, pp. 1–6.

- 547 Aouissi, J., Chabaane, Z.L., Benabdallah, S., Cudennec, C., 2014. Assessing the hydrological
548 impacts of agricultural changes upstream of the Tunisian World Heritage sea-
549 connected Ichkeul Lake.
- 550 Ariza, E., Jiménez, J.A., Sardá, R., 2008. Seasonal evolution of beach waste and litter during
551 the bathing season on the Catalan coast. *Waste Manag.* 28, 2604–2613.
- 552 Barnes, D.K., Galgani, F., Thompson, R.C., Barlaz, M., 2009. Accumulation and
553 fragmentation of plastic debris in global environments. *Philos. Trans. R. Soc. B Biol.*
554 *Sci.* 364, 1985–1998.
- 555 Bayo, J., Rojo, D., Olmos, S., 2019. Abundance, morphology and chemical composition of
556 microplastics in sand and sediments from a protected coastal area: The Mar Menor
557 lagoon (SE Spain). *Environ. Pollut.* 252, 1357–1366.
558 <https://doi.org/10.1016/j.envpol.2019.06.024>
- 559 Ben Salem, F., Ben Said, O., Cravo-Laureau, C., Mahmoudi, E., Bru, N., Monperrus, M.,
560 Duran, R., 2019. Bacterial community assemblages in sediments under high
561 anthropogenic pressure at Ichkeul Lake/Bizerte Lagoon hydrological system, Tunisia.
562 *Environ. Pollut.* 252, 644–656. <https://doi.org/10.1016/j.envpol.2019.05.146>
- 563 Blašković, A., Fastelli, P., Čížmek, H., Guerranti, C., Renzi, M., 2017. Plastic litter in
564 sediments from the Croatian marine protected area of the natural park of Telaščica bay
565 (Adriatic Sea). *Mar. Pollut. Bull.* 114, 583–586.
- 566 Blettler, M.C.M., Ulla, M.A., Rabuffetti, A.P., Garello, N., 2017. Plastic pollution in
567 freshwater ecosystems: macro-, meso-, and microplastic debris in a floodplain lake.
568 *Environ. Monit. Assess.* 189, 581. <https://doi.org/10.1007/s10661-017-6305-8>
- 569 Boughattas, I., Hattab, S., Zitouni, N., Mkhinini, M., Missawi, O., Bousserhine, N., Banni,
570 M., 2021. Assessing the presence of microplastic particles in Tunisian agriculture soils
571 and their potential toxicity effects using *Eisenia andrei* as bioindicator. *Sci. Total*
572 *Environ.* 796, 148959. <https://doi.org/10.1016/j.scitotenv.2021.148959>
- 573 Browne, M.A., Crump, P., Niven, S.J., Teuten, E., Tonkin, A., Galloway, T., Thompson, R.,
574 2011. Accumulation of Microplastic on Shorelines Worldwide: Sources and Sinks.
575 *Environ. Sci. Technol.* 45, 9175–9179. <https://doi.org/10.1021/es201811s>
- 576 Browne, M.A., Galloway, T.S., Thompson, R.C., 2010. Spatial Patterns of Plastic Debris
577 along Estuarine Shorelines. *Environ. Sci. Technol.* 44, 3404–3409.
578 <https://doi.org/10.1021/es903784e>
- 579 Casagrande, C., Boudouresque, C.F., Francour, P., 2005. Abundance, Population structure
580 and Production of *Hydrobia ventrosa* (Gastropoda: Prosobranchia) in a
581 Mediterranean brackish lagoon, Lake Ichkeul, Tunisia. *Arch. Für Hydrobiol.* 164,
582 411–428. <https://doi.org/10.1127/0003-9136/2005/0164-0411>
- 583 Chang, M., 2015. Reducing microplastics from facial exfoliating cleansers in wastewater
584 through treatment versus consumer product decisions. *Mar. Pollut. Bull.* 101, 330–
585 333. <https://doi.org/10.1016/j.marpolbul.2015.10.074>
- 586 Chouchene, K., da Costa, J.P., Wali, A., Girão, A.V., Hentati, O., Duarte, A.C., Rocha-
587 Santos, T., Ksibi, M., 2019a. Microplastic pollution in the sediments of Sidi Mansour
588 Harbor in Southeast Tunisia. *Mar. Pollut. Bull.* 146, 92–99.
589 <https://doi.org/10.1016/j.marpolbul.2019.06.004>
- 590 Chouchene, K., da Costa, J.P., Wali, A., Girão, A.V., Hentati, O., Duarte, A.C., Rocha-
591 Santos, T., Ksibi, M., 2019b. Microplastic pollution in the sediments of Sidi Mansour
592 Harbor in Southeast Tunisia. *Mar. Pollut. Bull.* 146, 92–99.
593 <https://doi.org/10.1016/j.marpolbul.2019.06.004>
- 594 Chouchene, K., Prata, J.C., da Costa, J., Duarte, A.C., Rocha-Santos, T., Ksibi, M., 2021.
595 Microplastics on Barra beach sediments in Aveiro, Portugal. *Mar. Pollut. Bull.* 167,
596 112264. <https://doi.org/10.1016/j.marpolbul.2021.112264>

- 597 Cole, M., Lindeque, P., Halsband, C., Galloway, T.S., 2011. Microplastics as contaminants in
598 the marine environment: A review. *Mar. Pollut. Bull.* 62, 2588–2597.
599 <https://doi.org/10.1016/j.marpolbul.2011.09.025>
- 600 Constant, M., Kerhervé, P., Mino-Vercellio-Verollet, M., Dumontier, M., Sánchez Vidal, A.,
601 Canals, M., Heussner, S., 2019. Beached microplastics in the Northwestern
602 Mediterranean Sea. *Mar. Pollut. Bull.* 142, 263–273.
603 <https://doi.org/10.1016/j.marpolbul.2019.03.032>
- 604 Costa, M.F., Ivar do Sul, J.A., Silva-Cavalcanti, J.S., Araújo, M.C.B., Spengler, Â., Tourinho,
605 P.S., 2010. On the importance of size of plastic fragments and pellets on the
606 strandline: a snapshot of a Brazilian beach. *Environ. Monit. Assess.* 168, 299–304.
607 <https://doi.org/10.1007/s10661-009-1113-4>
- 608 Cunha, M.R., Lima, E.C., Lima, D.R., da Silva, R.S., Thue, P.S., Seliem, M.K., Sher, F.,
609 Simoes Dos Reis, G., Larsson, S., 2020. Removal of captopril pharmaceutical from
610 synthetic pharmaceutical-industry wastewaters: use of activated biochar derived from
611 *Butia catarinensis*.
- 612 da Silva, E.F., do Carmo, D. de F., Muniz, M.C., dos Santos, C.A., Cardozo, B.B.I., Costa,
613 D.M. de O., dos Anjos, R.M., Vezzone, M., 2022. Evaluation of microplastic and
614 marine debris on the beaches of Niterói Oceanic Region, Rio De Janeiro, Brazil. *Mar.*
615 *Pollut. Bull.* 175, 113161. <https://doi.org/10.1016/j.marpolbul.2021.113161>
- 616 Derraik, J.G.B., 2002. The pollution of the marine environment by plastic debris: a review.
617 *Mar. Pollut. Bull.* 44, 842–852. [https://doi.org/10.1016/S0025-326X\(02\)00220-5](https://doi.org/10.1016/S0025-326X(02)00220-5)
- 618 Desforges, J.-P.W., Galbraith, M., Ross, P.S., 2015. Ingestion of Microplastics by
619 Zooplankton in the Northeast Pacific Ocean. *Arch. Environ. Contam. Toxicol.* 69,
620 320–330. <https://doi.org/10.1007/s00244-015-0172-5>
- 621 Dikareva, N., Simon, K.S., 2019. Microplastic pollution in streams spanning an urbanisation
622 gradient. *Environ. Pollut.* 250, 292–299.
- 623 Ding, L., Mao, R. fan, Guo, X., Yang, X., Zhang, Q., Yang, C., 2019. Microplastics in surface
624 waters and sediments of the Wei River, in the northwest of China. *Sci. Total Environ.*
625 667, 427–434. <https://doi.org/10.1016/j.scitotenv.2019.02.332>
- 626 Do Sul, J.A.I., Santos, I.R., Friedrich, A.C., Matthiensen, A., Fillmann, G., 2011. Plastic
627 pollution at a sea turtle conservation area in NE Brazil: contrasting developed and
628 undeveloped beaches. *Estuaries Coasts* 34, 814–823.
- 629 Dodson, G.Z., Shotorban, A.K., Hatcher, P.G., Waggoner, D.C., Ghosal, S., Noffke, N., 2020.
630 Microplastic fragment and fiber contamination of beach sediments from selected sites
631 in Virginia and North Carolina, USA. *Mar. Pollut. Bull.* 151, 110869.
632 <https://doi.org/10.1016/j.marpolbul.2019.110869>
- 633 Dowarah, K., Patchaiyappan, A., Thirunavukkarasu, C., Jayakumar, S., Devipriya, S.P., 2020.
634 Quantification of microplastics using Nile Red in two bivalve species *Perna viridis*
635 and *Meretrix meretrix* from three estuaries in Pondicherry, India and microplastic
636 uptake by local communities through bivalve diet. *Mar. Pollut. Bull.* 153, 110982.
- 637 Edyvane, K.S., Dalgetty, A., Hone, P.W., Higham, J.S., Wace, N.M., 2004. Long-term marine
638 litter monitoring in the remote Great Australian Bight, South Australia. *Mar. Pollut.*
639 *Bull.* 48, 1060–1075.
- 640 Engler, R.E., 2012. The Complex Interaction between Marine Debris and Toxic Chemicals in
641 the Ocean. *Environ. Sci. Technol.* 46, 12302–12315.
642 <https://doi.org/10.1021/es3027105>
- 643 Eo, S., Hong, S.H., Song, Y.K., Han, G.M., Shim, W.J., 2019. Spatiotemporal distribution
644 and annual load of microplastics in the Nakdong River, South Korea. *Water Res.* 160,
645 228–237. <https://doi.org/10.1016/j.watres.2019.05.053>

646 Expósito, N., Rovira, J., Sierra, J., Folch, J., Schuhmacher, M., 2021. Microplastics levels,
647 size, morphology and composition in marine water, sediments and sand beaches. Case
648 study of Tarragona coast (western Mediterranean). *Sci. Total Environ.* 786, 147453.
649 <https://doi.org/10.1016/j.scitotenv.2021.147453>

650 Frias, J.P.G.L., Sobral, P., Ferreira, A.M., 2010. Organic pollutants in microplastics from two
651 beaches of the Portuguese coast. *Mar. Pollut. Bull.* 60, 1988–1992.
652 <https://doi.org/10.1016/j.marpolbul.2010.07.030>

653 Galgani, F., Hanke, G., Maes, T., 2015. Global distribution, composition and abundance of
654 marine litter, in: *Marine Anthropogenic Litter*. Springer, Cham, pp. 29–56.

655 Gall, S.C., Thompson, R.C., 2015. The impact of debris on marine life. *Mar. Pollut. Bull.* 92,
656 170–179. <https://doi.org/10.1016/j.marpolbul.2014.12.041>

657 Gao, F., Li, J., Hu, J., Sui, B., Wang, C., Sun, C., Li, X., Ju, P., 2021. The seasonal
658 distribution characteristics of microplastics on bathing beaches along the coast of
659 Qingdao, China. *Sci. Total Environ.* 783, 146969.
660 <https://doi.org/10.1016/j.scitotenv.2021.146969>

661 GESAMP, S., 2015. fate and effects of microplastics in the marine environment: a global
662 assessment, ed. PJ Kershaw. IMO/FAO/UNESCO-
663 IOC/UNIDO/WMO/IAEA/UN/UNEP/UNDP Joint Group of Experts on the

664 Gross, M., 2015. Oceans of plastic waste. *Curr. Biol.* 25, R93–R96.
665 <https://doi.org/10.1016/j.cub.2015.01.038>

666 Guo, X., Wang, J., 2019. The chemical behaviors of microplastics in marine environment: A
667 review. *Mar. Pollut. Bull.* 142, 1–14.

668 Hengstmann, E., Weil, E., Wallbott, P.C., Tamminga, M., Fischer, E.K., 2021. Microplastics
669 in lakeshore and lakebed sediments – External influences and temporal and spatial
670 variabilities of concentrations. *Environ. Res.* 197, 111141.
671 <https://doi.org/10.1016/j.envres.2021.111141>

672 Hossain, M.B., Banik, P., Nur, A.-A.U., Rahman, T., 2021. Abundance and characteristics of
673 microplastics in sediments from the world’s longest natural beach, Cox’s Bazar,
674 Bangladesh. *Mar. Pollut. Bull.* 163, 111956.
675 <https://doi.org/10.1016/j.marpolbul.2020.111956>

676 Imhof, H.K., Laforsch, C., Wiesheu, A.C., Schmid, J., Anger, P.M., Niessner, R., Ivleva,
677 N.P., 2016. Pigments and plastic in limnetic ecosystems: A qualitative and quantitative
678 study on microparticles of different size classes. *Water Res.* 98, 64–74.

679 Imhof, H.K., Sigl, R., Brauer, E., Feyl, S., Giesemann, P., Klink, S., Leupolz, K., Löder,
680 M.G.J., Löschel, L.A., Missun, J., Muszynski, S., Ramsperger, A.F.R.M., Schrank, I.,
681 Speck, S., Steibl, S., Trotter, B., Winter, I., Laforsch, C., 2017. Spatial and temporal
682 variation of macro-, meso- and microplastic abundance on a remote coral island of the
683 Maldives, Indian Ocean. *Mar. Pollut. Bull.* 116, 340–347.
684 <https://doi.org/10.1016/j.marpolbul.2017.01.010>

685 Jeyasanta, K.I., Sathish, N., Patterson, J., Edward, J.K.P., 2020. Macro-, meso- and
686 microplastic debris in the beaches of Tuticorin district, Southeast coast of India. *Mar.*
687 *Pollut. Bull.* 154, 111055. <https://doi.org/10.1016/j.marpolbul.2020.111055>

688 Kausar, A., Sher, F., Hazafa, A., Javed, A., Sillanpää, M., Iqbal, M., 2020. Biocomposite of
689 sodium-alginate with acidified clay for wastewater treatment: Kinetic, equilibrium and
690 thermodynamic studies. *Int. J. Biol. Macromol.* 161, 1272–1285.

691 Kraïem, M.M., Ben Hamza, C., 2000. Sites description, water chemistry and vegetation
692 transect of Tunisian lakes. Fish populations study of the nine CASSARINA lakes.
693 Unpubl. Final Rep. INSTM Salammbô Tunis.

- 694 Korez, Š., Gutow, L., Saborowski, R., 2019. Microplastics at the strandlines of Slovenian
695 beaches. *Mar. Pollut. Bull.* 145, 334–342.
696 <https://doi.org/10.1016/j.marpolbul.2019.05.054>
- 697 Kose, M., 2012. A Ramsar Case Study on Tourism and Wetlands-Wetland Tourism: Estonia-
698 Soomaa National Park, in: *Proceedings of the 11th Meeting of the Conference of the*
699 *Contracting Parties RAMSAR*, Bucharest.
- 700 Laglbauer, B.J.L., Franco-Santos, R.M., Andreu-Cazenave, M., Brunelli, L., Papadatou, M.,
701 Palatinus, A., Grego, M., Deprez, T., 2014. Macrodebris and microplastics from
702 beaches in Slovenia. *Mar. Pollut. Bull.* 89, 356–366.
703 <https://doi.org/10.1016/j.marpolbul.2014.09.036>
- 704 Li, W.C., Tse, H.F., Fok, L., 2016. Plastic waste in the marine environment: A review of
705 sources, occurrence and effects. *Sci. Total Environ.* 566–567, 333–349.
706 <https://doi.org/10.1016/j.scitotenv.2016.05.084>
- 707 Lots, F.A., Behrens, P., Vijver, M.G., Horton, A.A., Bosker, T., 2017. A large-scale
708 investigation of microplastic contamination: abundance and characteristics of
709 microplastics in European beach sediment. *Mar. Pollut. Bull.* 123, 219–226.
- 710 Mao, R., Song, J., Yan, P., Ouyang, Z., Wu, R., Liu, S., Guo, X., 2021. Horizontal and
711 vertical distribution of microplastics in the Wuliangshuai Lake sediment, northern
712 China. *Sci. Total Environ.* 754, 142426.
713 <https://doi.org/10.1016/j.scitotenv.2020.142426>
- 714 McDermid, K.J., McMullen, T.L., 2004. Quantitative analysis of small-plastic debris on
715 beaches in the Hawaiian archipelago. *Mar. Pollut. Bull.* 48, 790–794.
- 716 Missawi, O., Bousserhine, N., Belbekhouche, S., Zitouni, N., Alphonse, V., Boughattas, I.,
717 Banni, M., 2020. Abundance and distribution of small microplastics ($\leq 3 \mu\text{m}$) in
718 sediments and seaworms from the Southern Mediterranean coasts and characterisation
719 of their potential harmful effects. *Environ. Pollut.* 263, 114634.
720 <https://doi.org/10.1016/j.envpol.2020.114634>
- 721 Morritt, D., Stefanoudis, P.V., Pearce, D., Crimmen, O.A., Clark, P.F., 2014. Plastic in the
722 Thames: a river runs through it. *Mar. Pollut. Bull.* 78, 196–200.
- 723 Napper, I.E., Thompson, R.C., 2018. Micro-and Macroplastics in Aquatic Ecosystems.
724 *Environ. Pollut.* 116.
- 725 Nuelle, M.-T., Dekiff, J.H., Remy, D., Fries, E., 2014. A new analytical approach for
726 monitoring microplastics in marine sediments. *Environ. Pollut.* 184, 161–169.
727 <https://doi.org/10.1016/j.envpol.2013.07.027>
- 728 Pan, C.-G., Mintenig, S.M., Redondo-Hasselerharm, P.E., Neijenhuis, P.H.M.W., Yu, K.-F.,
729 Wang, Y.-H., Koelmans, A.A., 2021. Automated μFTIR Imaging Demonstrates
730 Taxon-Specific and Selective Uptake of Microplastic by Freshwater Invertebrates.
731 *Environ. Sci. Technol.* 55, 9916–9925. <https://doi.org/10.1021/acs.est.1c03119>
- 732 Patchaiyappan, A., ZakiAhmed, S., Dowarah, K., Khadanga, S.S., Singh, T., Jayakumar, S.,
733 Thirunavukkarasu, C., Devipriya, S.P., 2021. Prevalence of microplastics in the
734 sediments of Odisha beaches, southeastern coast of India. *Mar. Pollut. Bull.* 167,
735 112265. <https://doi.org/10.1016/j.marpolbul.2021.112265>
- 736 Paul-Pont, I., Tallec, K., Gonzalez-Fernandez, C., Lambert, C., Vincent, D., Mazurais, D.,
737 Zambonino-Infante, J.-L., Brotons, G., Lagarde, F., Fabioux, C., Soudant, P., Huvet,
738 A., 2018. Constraints and Priorities for Conducting Experimental Exposures of Marine
739 Organisms to Microplastics. *Front. Mar. Sci.* 5.
- 740 Ivleva, N.P., Wiesheu, A.C., Niessner, R., 2017. Microplastic in Aquatic Ecosystems. *Angew.*
741 *Chem. Int. Ed.* 56, 1720–1739. <https://doi.org/10.1002/anie.201606957>
- 742 Prata, J.C., Reis, V., Paço, A., Martins, P., Cruz, A., da Costa, J.P., Duarte, A.C., Rocha-
743 Santos, T., 2020. Effects of spatial and seasonal factors on the characteristics and

- 744 carbonyl index of (micro)plastics in a sandy beach in Aveiro, Portugal. *Sci. Total*
745 *Environ.* 709, 135892. <https://doi.org/10.1016/j.scitotenv.2019.135892>
746
- 747 Pradit, S., Noppradit, P., Loh, P.-S., Nitiratsuwan, T., Le, T.P.Q., Oeurng, C., Mohamed,
748 C.A.R., Lee, C.W., Lu, X., Anshari, G.Z., 2022. The Occurrence of Microplastics in Sediment
749 Cores from Two Mangrove Areas in Southern Thailand. *J. Mar. Sci. Eng.* 10, 418.
- 750 Prata, J.C., Reis, V., Paço, A., Martins, P., Cruz, A., da Costa, J.P., Duarte, A.C., Rocha-
751 Santos, T., 2020. Effects of spatial and seasonal factors on the characteristics and
752 carbonyl index of (micro)plastics in a sandy beach in Aveiro, Portugal. *Sci. Total*
753 *Environ.* 709, 135892. <https://doi.org/10.1016/j.scitotenv.2019.135892>
- 754 Qiu, Q., Tan, Z., Wang, J., Peng, J., Li, M., Zhan, Z., 2016. Extraction, enumeration and
755 identification methods for monitoring microplastics in the environment. *Estuar. Coast.*
756 *Shelf Sci.* 176, 102–109. <https://doi.org/10.1016/j.ecss.2016.04.012>
- 757 Rashid, T., Sher, F., Hazafa, A., Hashmi, R.Q., Zafar, A., Rasheed, T., Hussain, S., 2021.
758 Design and feasibility study of novel paraboloid graphite based microbial fuel cell for
759 bioelectrogenesis and pharmaceutical wastewater treatment. *J. Environ. Chem. Eng.* 9,
760 104502.
- 761 Rayon-Viña, F., Miralles, L., Gómez-Agenjo, M., Dopico, E., Garcia-Vazquez, E., 2018.
762 Marine litter in south Bay of Biscay: Local differences in beach littering are associated
763 with citizen perception and awareness. *Mar. Pollut. Bull.* 131, 727–735.
- 764 Sciacca, F., van Arkel, K., 2015. Preliminary results from the Azores, Bermuda and Easter
765 Island. *Race for water odyssey.*
- 766 Silva-Cavalcanti, J.S., Costa, M.F., Alves, L.H.B., 2018. Seasonal variation in the abundance
767 and distribution of *Anomalocardia flexuosa* (Mollusca, Bivalvia, Veneridae) in an
768 estuarine intertidal plain. *PeerJ* 6, e4332. <https://doi.org/10.7717/peerj.4332>
- 769 Sharma, S., Sharma, V., Chatterjee, S., 2021. Microplastics in the Mediterranean Sea:
770 Sources, Pollution Intensity, Sea Health, and Regulatory Policies. *Front. Mar. Sci.*
- 771 Sher, F., Hanif, K., Rafey, A., Khalid, U., Zafar, A., Ameen, M., Lima, E.C., 2021. Removal
772 of micropollutants from municipal wastewater using different types of activated
773 carbons. *J. Environ. Manage.* 278, 111302.
- 774 Song, Y.K., Hong, S.H., Jang, M., Han, G.M., Jung, S.W., Shim, W.J., 2017. Combined
775 Effects of UV Exposure Duration and Mechanical Abrasion on Microplastic
776 Fragmentation by Polymer Type. *Environ. Sci. Technol.* 51, 4368–4376.
777 <https://doi.org/10.1021/acs.est.6b06155>
- 778 Stevenson, A.C., Battarbee, R.W., 1991. Palaeoecological and documentary records of recent
779 environmental change in Garaet El Ichkeul: a seasonally saline lake in NW Tunisia.
780 *Biol. Conserv.* 58, 275–295.
- 781 Swift, G., Wiles, D.M., 2004. Biodegradable and degradable polymers and plastics in landfill
782 sites. *Encycl. Polym. Sci. Technol.* 9.
- 783 Teuten, E.L., Rowland, S.J., Galloway, T.S., Thompson, R.C., 2007. Potential for Plastics to
784 Transport Hydrophobic Contaminants. *Environ. Sci. Technol.* 41, 7759–7764.
785 <https://doi.org/10.1021/es071737s>
- 786 Tunçer, S., Artüz, O.B., Demirkol, M., Artüz, M.L., 2018. First report of occurrence,
787 distribution, and composition of microplastics in surface waters of the Sea of
788 Marmara, Turkey. *Mar. Pollut. Bull.* 135, 283–289.
789 <https://doi.org/10.1016/j.marpolbul.2018.06.054>

- 790 Van Cauwenberghe, L., Devriese, L., Galgani, F., Robbins, J., Janssen, C.R., 2015.
791 Microplastics in sediments: A review of techniques, occurrence and effects. *Mar.*
792 *Environ. Res., Particles in the Oceans: Implication for a safe marine environment* 111,
793 5–17. <https://doi.org/10.1016/j.marenvres.2015.06.007>
- 794 Vaughan, R., Turner, S.D., Rose, N.L., 2017. Microplastics in the sediments of a UK urban
795 lake. *Environ. Pollut.* 229, 10–18. <https://doi.org/10.1016/j.envpol.2017.05.057>
- 796 Vianello, A., Boldrin, A., Guerriero, P., Moschino, V., Rella, R., Sturaro, A., Da Ros, L.,
797 2013. Microplastic particles in sediments of Lagoon of Venice, Italy: First
798 observations on occurrence, spatial patterns and identification. *Estuar. Coast. Shelf*
799 *Sci., Pressures, Stresses, Shocks and Trends in Estuarine Ecosystems* 130, 54–61.
800 <https://doi.org/10.1016/j.ecss.2013.03.022>
- 801 Wang, F., Wong, C.S., Chen, D., Lu, X., Wang, Fei, Zeng, E.Y., 2018. Interaction of toxic
802 chemicals with microplastics: a critical review. *Water Res.* 139, 208–219.
- 803 Wang, Z., Su, B., Xu, X., Di, D., Huang, H., Mei, K., Dahlgren, R.A., Zhang, M., Shang, X.,
804 2018. Preferential accumulation of small (< 300 μm) microplastics in the sediments of
805 a coastal plain river network in eastern China. *Water Res.* 144, 393–401.
- 806 Wright, S.L., Thompson, R.C., Galloway, T.S., 2013. The physical impacts of microplastics
807 on marine organisms: A review. *Environ. Pollut.* 178, 483–492.
808 <https://doi.org/10.1016/j.envpol.2013.02.031>
- 809 Xiong, X., Zhang, K., Chen, X., Shi, H., Luo, Z., Wu, C., 2018. Sources and distribution of
810 microplastics in China's largest inland lake–Qinghai Lake. *Environ. Pollut.* 235, 899–
811 906.
- 812 Zakeri, M., Naji, A., Akbarzadeh, A., Uddin, S., 2020. Microplastic ingestion in important
813 commercial fish in the southern Caspian Sea. *Mar. Pollut. Bull.* 160, 111598.
814 <https://doi.org/10.1016/j.marpolbul.2020.111598>
- 815 Zayen, A., Sayadi, S., Chevalier, C., Boukthir, M., Ben Ismail, S., Tedetti, M., 2020.
816 Microplastics in surface waters of the Gulf of Gabes, southern Mediterranean Sea:
817 Distribution, composition and influence of hydrodynamics. *Estuar. Coast. Shelf Sci.*
818 242, 106832. <https://doi.org/10.1016/j.ecss.2020.106832>
- 819 Zhao, J., Ran, W., Teng, J., Liu, Y., Liu, H., Yin, X., Cao, R., Wang, Q., 2018. Microplastic
820 pollution in sediments from the Bohai Sea and the Yellow Sea, China. *Sci. Total*
821 *Environ.* 640, 637–645.
- 822 Zitouni, N., Bousserhine, N., Belbekhouche, S., Missawi, O., Alphonse, V., Boughatass, I.,
823 Banni, M., 2020. First report on the presence of small microplastics ($\leq 3 \mu\text{m}$) in tissue
824 of the commercial fish *Serranus scriba* (Linnaeus, 1758) from Tunisian coasts and
825 associated cellular alterations. *Environ. Pollut.* 263, 114576.
826 <https://doi.org/10.1016/j.envpol.2020.114576>
827
- 828
- 829

Sample collection : OSPAR protocol



Methodology

Macroparticles (>5 mm)




Mesoparticles (1 – 5 mm)



Microparticles (<1 mm)

FT-IR Imaging



Identification & Characterization

