



HAL
open science

Novel Approach for Modeling an Ionic Imprinted Polymer Based SAW Sensor with COMSOL Multiphysics

Nadia Aloui, Nicolas Joly, Chouki Zerrouki, Najla Fourati, Nourdin Yaakoubi

► **To cite this version:**

Nadia Aloui, Nicolas Joly, Chouki Zerrouki, Najla Fourati, Nourdin Yaakoubi. Novel Approach for Modeling an Ionic Imprinted Polymer Based SAW Sensor with COMSOL Multiphysics. Eurosensor 2018, Sep 2018, Graz, Austria. pp.975, 10.3390/proceedings2130975 . hal-02464053

HAL Id: hal-02464053

<https://univ-lemans.hal.science/hal-02464053>

Submitted on 3 Feb 2020

HAL is a multi-disciplinary open access archive for the deposit and dissemination of scientific research documents, whether they are published or not. The documents may come from teaching and research institutions in France or abroad, or from public or private research centers.

L'archive ouverte pluridisciplinaire **HAL**, est destinée au dépôt et à la diffusion de documents scientifiques de niveau recherche, publiés ou non, émanant des établissements d'enseignement et de recherche français ou étrangers, des laboratoires publics ou privés.



Distributed under a Creative Commons Attribution| 4.0 International License

Novel Approach for Modeling an Ionic Imprinted Polymer Based SAW Sensor with COMSOL Multiphysics †

Nadia Aloui ^{1,*}, Nicolas Joly ¹, Chouki Zerrouki ², Najla Fourati ² and Nourdin Yaakoubi ¹

¹ Laboratoire d'Acoustique de l'Université du Mans UMR CNRS 6613, Le Mans Université, Le Mans 72085, France; nicolas.joly@univ-lemans.fr (N.J.); nourdin.yaakoubi@univ-lemans.fr (N.Y.)

² SATIE UMR CNRS 8029, Paris 75003, France; chouki.zerrouki@lecnam.net (C.Z.); najla.fouratiennouri@lecnam.net (N.F.)

* Correspondence: nadia.aloui@univ-lemans.fr; Tel.: +33-24-383-2696

† Presented at the Eurosensors 2018 Conference, Graz, Austria, 9–12 September 2018.

Published: 30 November 2018

Abstract: Modeling a Surface Acoustic Wave (SAW) sensor response as a chemosensor and not only as just an electronic transducer was performed with COMSOL Multiphysics. For this study, the SAW's sensing area was functionalized with an ionic imprinted polymer (IIP), designed for the selective detection of lead ions. The idea consists in subdividing the IIP into elementary blocks whose physical properties can be modified separately. Three configurations have been envisaged: the IIP before and after lead ions extraction and the non-imprinted polymer (NIP). The generation of shear-horizontal waves on LiTaO₃ piezoelectric substrate is confirmed by recording the displacement amplitude versus time, according to the three space directions. The sensors sensitivity is estimated from the delays induced by the incorporation of the lead ions in the IIP layer. To the best of our knowledge, this approach has never been presented in the literature.

Keywords: SAW sensor; chemosensor; Non-imprinted polymer; ionic imprinted polymer (IIP); IIP before extraction; IIP after extraction; lead ions

1. Introduction

SAW sensors are more and more investigated to detect chemical and biological species in liquid media. The principle is based on monitoring either acoustic waves velocity variations, or wave attenuation. Depending on the chosen design, these variations imply changes in frequency or phase and delay times. Considerable attention has been paid to modeling SAW's responses to understand the characteristics of surface acoustic waves generated in SAW devices. Using COMSOL Multiphysics, 2D finite element models of SAW sensors based on piezoelectric thin films of aluminum-nitride (AlN) or zinc-oxide (ZnO) [1] and of YZ Lithium Niobate [2] were developed. Other works were focused on modeling a 3D Love wave based SAW sensor when considering SiO₂ [3] and ZnO [4] as guiding layers.

This original study concerns the 3D simulation, using COMSOL Multiphysics, of a SAW sensor functionalized with a Pb(II) imprinted polymer. The ion imprinting technique consists in creating artificial recognition sites in polymeric matrices which are complementary to the ionic template in terms of size, shape and spatial arrangement of the functional groups. Our interest in Pb(II) has been dictated by the fact that this ion has always been linked to ecological and public health problems. Its high toxicity and omnipresence in rivers, wastewaters and even in drinking water, as revealed in Flint crisis, have made it one of the most investigated heavy ions.

Simulation method and results are presented in the following sections.

2. Materials and Methods

A 3D SAW sensor model was built on a 36° rotated Y-cut lithium tantalite piezoelectric substrate (LiTaO₃) through the COMSOL software. The device is a delay line with a pair of interdigital transducers (IDT) which serve to generate and receive the acoustic waves. Both the IDTs and the sensitive area, the zone separating the IDTs, are made of 100/238 pm Cr/Au thin layers on LiTaO₃ substrate.

To simulate an IIP-based SAW, the sensing area was subdivided in elementary blocks whose physical properties can be modified separately and whose dimensions are equal to that of a Pb²⁺ ion. Three configurations have been considered: a non-imprinted polymer (NIP) where all the elementary blocks were filled with a polymeric material, IIP where some of blocks are filled with lead ions (IIP before extraction) or with vacuum (IIP after extraction). Periodic boundary conditions were applied along the z axis in order to simulate the entire device with a reduced geometry. Free tetrahedral mesh was created on the Cr/Au thin layers while, a swept mesh was applied on the sensitive layer (Figure 1).

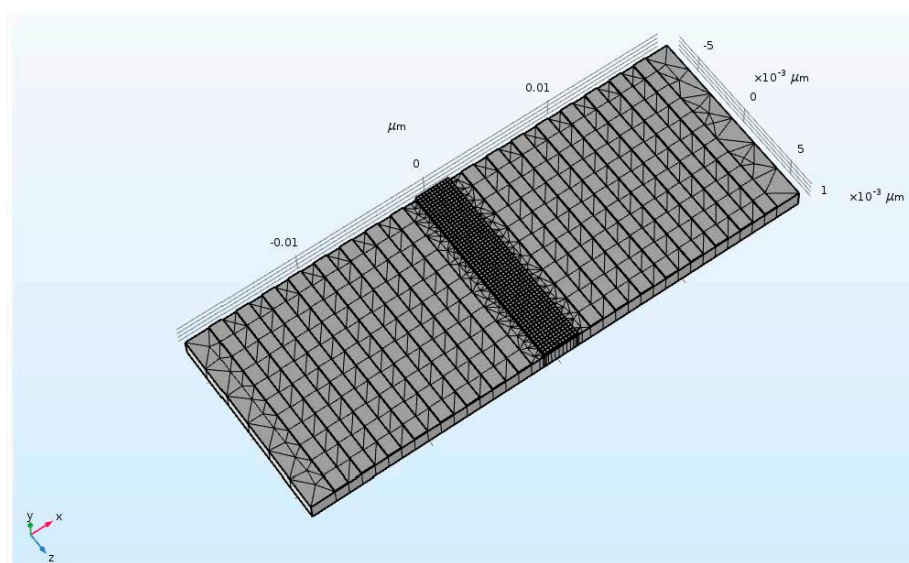


Figure 1. The mesh geometry.

3. Results

A 8MHz SAW sensor was chosen for investigation in this paper. The thickness of the sensitive area is 338 pm. A transient analysis is performed through COMSOL software to obtain the displacements and output voltages versus time.

Figure 2 reports the 3D field displacements for NIP and IIP before and after extraction (images correspond to 3 snapshots at 9.63 ps). Their further displacement's amplitudes in the three directions, versus time, are presented in Figure 3a–c. The same emplacement has been considered. Results indicate that in all considered cases, the in-plane horizontal displacements are more important than the vertical ones, confirming thus the shear-horizontal nature of the generated waves.

Further calculations have concerned comparison between a NIP/SAW sensor and a non-extracted IIP/SAW one. Results indicate that acoustic waves generated in the first configuration are in advance by about 47 fs, with respect to the second one. This delay corresponds to an equivalent phase shift of about 8.71° . Compared to a non-extracted IIP/SAW sensor, the extracted one is in advance by about 49 fs, which corresponds to 9.08° phase shift.

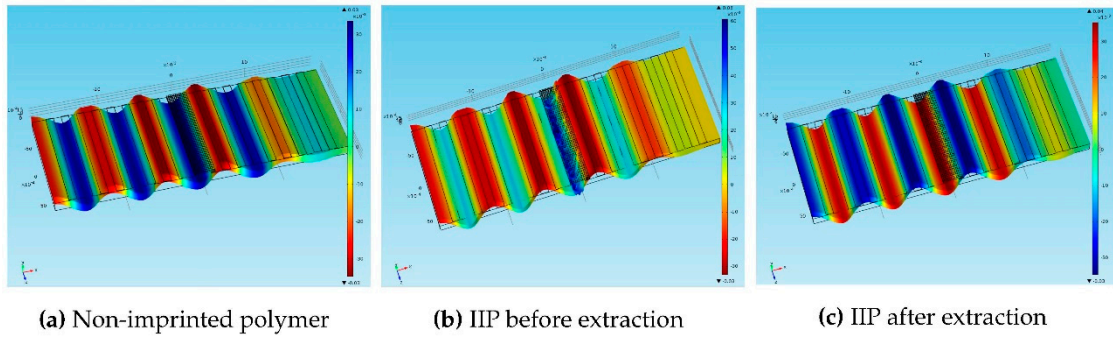


Figure 2. Snapshots of the displacement in z direction at 9.63 ps for: (a) the non-imprinted polymer. (b) the IIP before extraction. (c) the IIP after extraction.

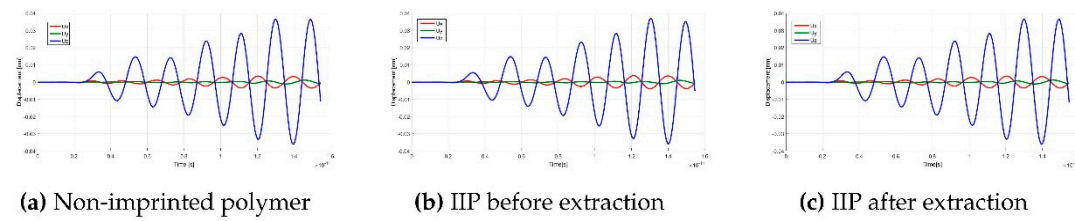


Figure 3. Displacement's amplitudes in the x, y and z directions with time for: (a) the non imprinted polymer (NIP), (b) the IIP before extraction and (c) the IIP after extraction.

Table 1. Comparison results of NIP/SAW sensor to IIP/SAW device before and after extraction.

	IIP/SAW Device before Extraction	IIP/SAW Device after Extraction
Delay(fs)	47	49
Shift Phase (°)	8.71	9.08

To calculate the mass sensitivity S of the IIP/SAW sensor, the number of the extracted ions was varied. The variation of output voltage compared to IIP after extraction is shown in Figure 4. Sensitivity was computed from the slope of time delay/mass curve and was found of order of 1.5504 s/pg.

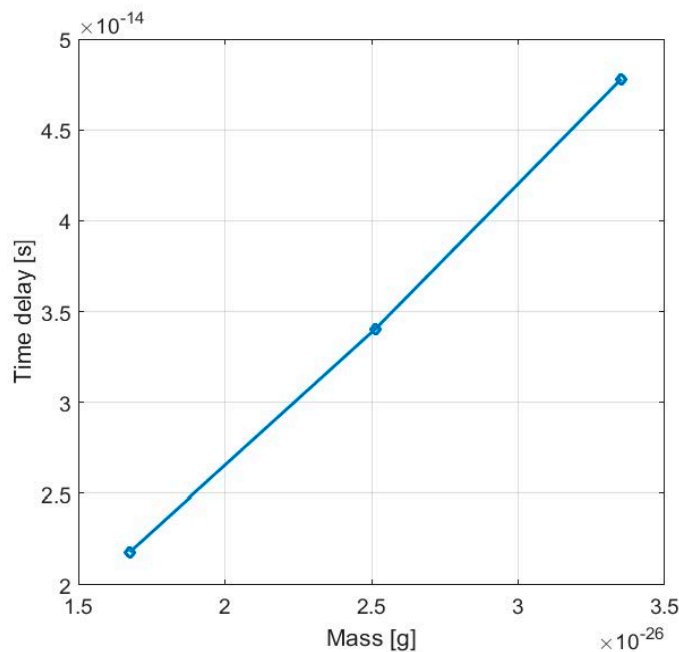


Figure 4. The mass sensitivity of the IIP/SAW device.

Experimental measurements will be conducted in order to confirm these theoretical results.

Acknowledgments: Authors would thank “la region Pays de la Loire” for the financial support via the LMAC (Le Mans Acoustique)/MEMSAW project.

Conflicts of Interest: The authors declare no conflict of interest.

References

1. Chung, G.S.; Phan, D.T. Finite element modeling of surface acoustic waves in piezoelectric thin films. *J. Korean Phys. Soc.* **2010**, *57*, 446–450.
2. Ramakrishnan, N.; Namdeo, A.K.; Nemade, H.B.; Palathinkal, R.P. Simplified model for FEM simulation of SAW delay line sensor. *Procedia Eng.* **2012**, *41*, 1022–1027.
3. Trivedi, S.; Nemade, H.B. Finite element simulation of Love wave resonator for DNA detection. *Int. J. Adv. Eng. Sci. Appl. Math.* **2015**, *7*, 210–218.
4. Ippolito, S.J.; Kalantar-Zadeh, K.; Powell, D.A.; Wlodarski, W. A3-dimensional finite element approach for simulating acoustic wave propagation in layered SAW devices. In Proceedings of the IEEE Symposium on Ultrasonics, Honolulu, HI, USA, 5–8 October 2003.



© 2018 by the authors. Licensee MDPI, Basel, Switzerland. This article is an open access article distributed under the terms and conditions of the Creative Commons Attribution (CC BY) license (<http://creativecommons.org/licenses/by/4.0/>).