



How does the resuspension of the biofilm alter the functioning of the benthos–pelagos coupled food web of a bare mudflat in Marennes-Oléron Bay (NE Atlantic)?

Blanche Saint-Béat, Christine Dupuy, Hélène Agogué, Alexandre Carpentier, Julien Chalumeau, Serena Como, Valérie David, Margot de Crignis, Jean-Claude Duchêne, Camille Fontaine, et al.

► To cite this version:

Blanche Saint-Béat, Christine Dupuy, Hélène Agogué, Alexandre Carpentier, Julien Chalumeau, et al.. How does the resuspension of the biofilm alter the functioning of the benthos–pelagos coupled food web of a bare mudflat in Marennes-Oléron Bay (NE Atlantic)? . Journal of Sea Research (JSR), 2014, 92, pp.144-157. 10.1016/j.seares.2014.02.003 . hal-01097877

HAL Id: hal-01097877

<https://hal.science/hal-01097877>

Submitted on 10 Jan 2015

HAL is a multi-disciplinary open access archive for the deposit and dissemination of scientific research documents, whether they are published or not. The documents may come from teaching and research institutions in France or abroad, or from public or private research centers.

L'archive ouverte pluridisciplinaire **HAL**, est destinée au dépôt et à la diffusion de documents scientifiques de niveau recherche, publiés ou non, émanant des établissements d'enseignement et de recherche français ou étrangers, des laboratoires publics ou privés.

**How does the resuspension of the biofilm alter the functioning of the
benthos-pelagos coupled food web of a bare mudflat in Marennes-Oléron
Bay (NE Atlantic)?**

Blanche Saint-Béat^{a*}, Christine Dupuy^a, Hélène Agogué^a, Alexandre Carpentier^b, Julien Chalumeau^a, Serena Como^a, Valérie David^c, Margot De Crignis^a, Jean-Claude Duchêne^c, Camille Fontaine^a, Eric Feunteun^b, Katell Guizien^d, Hans Hartmann^a, Johann Lavaud^a, Sébastien Lefebvre^c, Christel Lefrancois^a, Clarisse Mallet^f, Hélène Montanié^a, Jean-Luc Mouget^g, Francis Orvain^h, Pascaline Ory^a, Pierre-Yves Pascalⁱ, Gilles Radenac^a, Pierre Richard^a, Alain Vézina^j, Nathalie Niquil^{a,h}.

^a Université de la Rochelle-CNRS, UMR 7266, Littoral Environnement et Sociétés (LIENSs),
2 rue Olympe de Gouges 17000 La Rochelle cedex, France

^b Station Maritime de Dinard, Museum National d'Histoire Naturelle, 17 avenue George V,
BP28, 35801 Dinard, France

^c UMR 5805 EPOCU, Station Marine d'Arcachon, Université Bordeaux 1, 2 Rue du
Professeur Jolyet, 33120 Arcachon cedex, France

^d Laboratoire d'Océanographie Biologique de Banyuls, rue du Fontaulé, BP 44, 66651
Banyuls sur mer cedex, France

^e Université de Lille 1/Station Marine de Wimereux, UMR CNRS 8187, Laboratoire
d'Océanographie et de Géoscience (LOG), 28 avenue Foch, 62930 Wimereux, France

22 ^f CNRS-Université de Clermont-Ferrand II, UMR 6023, Laboratoire Microorganismes:
23 Génome et Environnement, 24 avenue des Landais, 63177 Aubière Cedex, France

24 ^g Université du Maine, EA 2663 « Ecophysiologie Marine Intégrée » Laboratoire de
25 Physiologie et Biochimie Végétales, avenue Olivier Messiaen, 72085 Le Mans cedex 9,
26 France

27 ^h Université de Caen Basse-Normandie, FRE3484 BioMEA CNRS, Esplanade de la Paix,
28 14032 Caen cedex, France

29 ⁱ Université des Antilles et de la Guyane, UMR 7138 SAE, Pointe-à-Pitre, Guadeloupe

30 ^j Bedford Institute of Oceanography, 1 Challenger Drive, P.O. Box 1006,
31 Dartmouth, NS, Canada, B2Y 4A2

32

33 * Corresponding author at Université de la Rochelle-CNRS, UMR 7266, Littoral
34 Environnement et Sociétés (LIENSs), 2 rue Olympe de Gouges 17000 La Rochelle cedex,
35 France

36 tel: + 33 5 46 45 83 14

37 e-mail address :blanche.saint-beat@univ-lr.fr

38

Abstract

Intertidal mudflats are ecosystems submitted to natural hydrodynamical forcings during each tide. When the offshore water flows at high tide, a proportion of the biofilm produced at low tide can be resuspended in the water column and interact with the pelagic food web. As a consequence, the resuspension creates a link between the benthos and the pelagos, modifying their properties and the stability of the meta-ecosystem they form together. The aim of this study is to describe the consequences of the microbial biofilm resuspension on the pelagic food web, and to investigate the question of the stability of the benthos-pelagos coupling resulting from the biofilm resuspension. Two food webs were considered, corresponding to different hydrodynamical conditions in summer condition: one allowing the biofilm massive resuspension, and one without resuspension, but with particle sedimentation. The Monte-Carlo Markov Chain Linear Modelling was used to estimate the unknown flows of the food web. The comparison of the Ecological Network Analysis indices for the two food webs allowed defining their respective differences of structure and functioning. The results showed that the massive resuspension of the microbial biofilm stimulates pelagic primary production and microbial food web via a higher bacterivory. The higher activity of the whole system coupled with both a drop in the specialization of the trophic pathways and a low cycling activity demonstrated that when massive resuspension occurs, the system is disturbed. In contrast, when sedimentation occurs, the food webs show functioning features pointing out to a higher stability of the whole system.

Keywords: intertidal mudflat, biofilm resuspension, stability, meta-ecosystem

1. Introduction

The structure and the functioning of food webs affect the emergent properties and thus the stability of the ecosystem. As a consequence, describing the emergent properties of the ecosystem is a prerequisite for establishing their stability. The literature on the subject is diverse and can lead to controversial interpretations and conclusions. However, some trends can be observed such as equilibrium between two extremes that allows the ecosystem to act like a buffer to external perturbations. For instance, the coexistence of weak and strong interactions is assumed to bring stability to the ecosystem (McCann et al., 1998), or the asymmetry in the ecosystem ensures a higher stability (Rooney et al., 2006), or an ecosystem that presents a balance between Ascendency and redundancy is supposed to be more stable (Ulanowicz, 2003). Moreover, Levin (1999) proposed that a stable ecosystem pattern is composed of subsystems strongly intraconnected but weakly interconnected. At larger scale, this theory is transposable to the concept of the meta-ecosystem defined by Loreau et al. (2003) as a set of ecosystems connected by spatial flows. A set of ecosystems strongly intraconnected weakly interconnected thus form a stable meta-ecosystem. In this study, we propose to consider the benthos and the pelagos as systems connected by spatial flows at high tide to form a stable meta-system. We have used this concept in order to describe and to understand the effects of the benthos-pelagos coupling on the properties of the food webs and its consequences on the stability of the Brouage mudflat meta-system.

As bare intertidal mudflat, Brouage mudflat, is characterized by the development of a microbial biofilm at the surface of the sediments at diurnal low tide. This biofilm is usually mainly composed of brown micro-algae (diatoms) which constitute the microphytobenthos (Cariou-Le Gall and Blanchard, 1995) and prokaryotes, all of them linked by a matrix of extracellular polymeric substances (EPS) (Decho, 2000). The production of the biofilm is integrated to the benthic food web via the deposit feeders, especially *Peringia ulvae* (Haubois

88 et al., 2005; Pascal et al., 2008a; Pascal et al., 2009), via the facultative suspension feeders
89 and via the meiofauna (Pascal et al., 2009; Pascal et al., 2008b; Pascal et al., 2008c). The
90 meio- and macrofauna are not only involved in the regulation of the microphytobenthos
91 biomass via the grazing, but also via the bioturbation and the biostabilisation of the sediment
92 whose effects are coupled with physical factors (tides and swell) (Blanchard et al., 2001).
93 When the tidal flow arises, the microphytobenthos biomass decreases at the surface of the
94 sediments (Guarini et al., 2000) for two reasons: i) the downward ‘migration’ of motile
95 diatoms into the sediments (Consalvey et al., 2004; Guarini et al., 2000; Herlory et al., 2004;
96 Ni Longphuirt et al., 2009) and ii) the resuspension of a part of the diatom stock into the
97 water column. The resuspension of the microphytobenthic biofilm is controlled by a complex
98 interaction between physical and biological forcing. The physical resuspension of the
99 microphytobenthos depends on the bed shear stress which is induced by the tidal current
100 and/or the wind-waves (Blanchard et al., 2002; De Jonge and Van Beuselum, 1992). The
101 erodability of the sediment is strongly variable in space and in time (Tolhurst et al., 2006) and
102 depends on biological factor modifying sediment properties such as macrofauna activities and
103 microbial biofilm setting up (Herman et al., 2001; Orvain et al., 2004). The
104 microphytobenthos resuspension also depends on biological factors such as the ageing of the
105 biofilm (Orvain et al., 2004) and the content of exopolysaccharids (EPS) (Orvain et al.,
106 present issue). When the microphytobenthic biofilm is in its exponential growth phase, it
107 stabilizes the sediments and counteracts the bioturbation due to macrofauna which favors its
108 resuspension (Orvain et al., 2004). In contrast, when the biofilm reaches its senescent phase,
109 the roughness of the biofilm as well as bacterial biofilm degradation are enhanced and the mat
110 is more easily resuspended (Orvain et al., 2004). The microphytobenthic diatom that are
111 resuspended in the water column are integrated to the pelagic food web and can be ingested
112 by suspension feeders, in the case of the Brouage mudflat especially by *Crassostrea gigas*, a

cultivated species (Riera and Richard, 1996) and *Cerastoderma edule* (Sauriau and Kang, 2000).

In this study new *in situ* observations and experimentations were taken into account, especially on the resuspension of the biofilm (Orvain et al., present issue) and the consequences on the pelagic food web are evaluated by using a model describing trophic pathways. Erosion experiments allowed to determine the critical shear velocity necessary regarding the resuspension of benthic micro-organisms and resuspension rates (Dupuy et al., present issue) . The Lagrangian and Eulerian field surveys followed the future of the resuspended particles in the water column, respectively following the water mass or at a fixed point (Guizien et al., 2013). Moreover grazing experiments and viral lysis experiments (Montanié et al., present issue) were performed in order to determine the effect of resuspension of benthic organisms on the pelagic food web *sensu largo* (*i.e.* including virus). These refinements were incorporated in the framework of a trophic-flow model to better unravel the impact of the biofilm resuspension on the food web functioning by deciphering the contribution of each flow in the contribution in the functioning during high-tide phase. At high tide, the rise of the tide and the chemical/physical/biological processes associated with the increase of the water level on the Brouage mudflat create spatial flows linking benthic and pelagic parts. Consequently, it can be considered as a ‘meta-ecosystem’ defined by Loreau et al., (2003) as a set of ecosystems which are linked by spatial biotic and/or abiotic flows across the ecosystem boundaries. We especially focused on one question: How does the resuspension of the microbial biofilm at high tide modifies the stability of ecosystem in respect to the meta-ecosystem pattern? We explored this question by comparing the network organization of two distinct food web models representing 2 scenarii of a summer situation. In the first model scenario, the hydrodynamic conditions were extreme and sufficient to induce the resuspension of the microphytobenthos (physical mass erosion, when bed shear stress $BSS > 3 \text{ cm.s}^{-1}$ on

Brouage mudflat). In this case the velocity of current stays superior to the critical sinking velocity, thus no sedimentation is possible. While in the second case the physical forcing was too weak to induce any resuspension, only limited and extremely low erosion of chl a (biological erosion when $BSS < 3 \text{ cm.s}^{-1}$) induced by the bioturbation of the macrofauna can be observed (Orvain et al., present issue). Moreover the settling of pelagic particles (organic or not) could occur and the sinking velocity enhanced by the pelletisation (Orvain et al., present issue). The missing flows of the food web (i.e. flows which were not measured *in situ*) were estimated by the Monte Carlo Markov Chain Linear Inverse Modelling (MCMC-LIM) (Van den Meersche et al., 2009). This mathematical method explores a solution space defined by constraints issued from *in situ* measurement and values issued from the literature. All solutions proposed by the MCMC-LIM were used to calculate several ecological network analysis (ENA) indices, describing the emergent properties of the ecosystem.

2. Material and Methods

2.1. The study area

The Brouage intertidal mudflat is located at the French Atlantic coast in the bay of Marennes-Oléron (figure 1). The bay covers 150 km² and the Brouage mudflat, at the eastern part of the bay, represents 68 km² at low tide. The averaged bottom slope is relatively flat (1:1000) and the tidal area is large (up to 4 km). The sediment consists of silt and clay particles (95% <63 μm) (Pascal et al., 2009). The current speeds in the bay range from 0.2 to 0.6 m.s⁻¹ and the bed shear stress from 1.5 to 4 Pa (Bassoullet et al., 2000; Le Hir et al., 2000). The zone of interest is located in the middle of the Brouage mudflat and is characterized by a typical ridge and runnel bedform (Gouleau et al., 2000).

2.2. Inverse modelling

Two summer food web models were performed: the first one simulated a high-tide situation with massive suspension of micro-organisms in the water column (resuspension model), and the second one also at high tide, where the physical forcing was not sufficient to induce resuspension (sedimentation model). As a consequence, an insignificant quantity of particles is suspended via biological factors as macrofauna bioturbation and its counterparts by a strong sedimentation of organic matter.

The inverse modelling can be divided into 3 steps: (i) determine the species that compose the food web, and all possible flows between them. Twenty-one compartments were listed (Table 1) linked by 115 or 118 flows for the models with and without resuspension, respectively. (ii) determine the mass balance of each compartment and constrains flow values by *in situ* measurements. (iii) limit possible values of flows by biological constraints.

2.2.1. Considered compartments and flows

2.2.1.1. Resuspension and sedimentation

A portable erodimeter (Guizien et al., 2012) was used to estimate the erosion shear stress of *in situ* cohesive sediments. An increased shear stress (by small steps, each timed to last about 10 minutes) was applied to the mud surface and the suspension of micro-organisms inhabiting in the sediment was monitored by changes in water column micro-organisms concentration. From these experiments, it was defined that resuspension of the microorganisms and diatoms took place when the shear bed velocity was higher or equal to 3 cm.s^{-1} . Sedimentation could not occur at higher current velocity.

Sedimentation was only considered in the model without resuspension, because the lower current velocity ($< 3 \text{ cm.s}^{-1}$) allowed particles to settle down on the bottom during the slack water. The sedimentation rate was estimated from the formula $D = W_s * C$ where D is expressed in $\text{mgC.m}^{-2}.\text{h}^{-1}$, C is the concentration of particles in the water column (mgC.m^{-3}) and W_s the

sinking velocity of particles (m.h^{-1}) (Krone, 1962). Concentration of both pelagic bacteria and chlorophyll *a* were measured *in situ*. The minimal limit for the concentration of the particulate carbon corresponded to the pelagic particulate carbon produced during high tide. For defining its maximal limit we considered that the import of carbon into the water column was equal to the amount of the benthic particulate carbon resuspended in the water column and not consumed. Consequently, it was assumed that the particulate carbon present in the water column at high tide, when resuspension occurred was likely to be found in a similar quantity at high tide $n+1$.

2.2.1.2. *The microphytobenthos*

Primary production of the microphytobenthos is linked to the biomass of diatoms present in the biofilm and to light conditions (Macintyre et al., 1996). During immersion, the turbidity of the overlying water, stopping the penetration of light (Alpine and Cloern, 1988) inhibits benthic primary production (Denis and Desreumaux, 2009; Migné et al., 2009). Moreover, just before the flood return, the diatoms move down into the sediment (Herlory et al., 2004; Round and Palmer, 1966). In our models, no microphytobenthic production was considered. The only input to the microphytobenthos compartment is thus an import of carbon which comes from the production of the previous diurnal low tide by the microphytobenthos, and which was not consumed during low tide. The import of carbon to the high tide corresponded to the export of carbon determined for microphytobenthos in a low tide model and was equal to 31.9 mgC.m^{-2} per high tide (Saint-Béat et al., 2013). Moreover the secretion of EPS, related to the activity of photosynthesis and migration (Underwood and Paterson, 2003), was supposed negligible at high tide (Hanlon et al., 2006). This was confirmed by a survey of EPS concentration in a tidal mesocosm during a tidal cycle showing a fall of EPS concentration in the biofilm during high tide (Agogu   et al., present issue)

9.7mgC of benthic diatoms were resuspended per high tide (Dupuy et al., present issue); they constitute a flow from the benthos to the pelagos that enhances the phytoplanktonic biomass after resuspension (Brito et al., 2012; Koh et al., 2006). In this way, the microphytobenthos constitutes a food resource for the secondary producers in pelagic and benthic ecosystems (Guarini et al., 1998; Riera and Richard, 1996; Yoshino et al., 2012).

2.2.1.3. Benthic bacteria

Biofilms (i.e an assemblage of benthic diatoms and bacteria) were reconstituted in a tidal mesocosm: the production and the biomass of the bacteria were measured during 5 days at low and high tides (Agogu   et al., present issue). . The benthic bacterial production was estimated by tritiated thymidine incorporation (Garet and Moriarty, 1996), which was converted to numbers of cells using the ratio of 1.96×10^{17} cells per mol of thymidine determined for this study. A mean increase of 24.3% of the bacterial production in comparison to the bacterial production at low tide was observed in mesocosm experiments. The bacterial biomass was obtained from the mean cell volume calculated with Furhman's formula (1981) and converted in carbon units from the formula $133.754 \times V^{0.438}$ (V in μm^3) (Romanova and Sazhin, 2010). The carbon contained in a bacterium was thus estimated as equal to 79 fg C. cell⁻¹ for a mean biovolume of 0.28 μm^3 . During erosion experiments at the threshold velocity considered in this study, 58.2 mgC per high tide issued from the benthic bacteria were suspended (Dupuy et al., present issue). A part of the suspended bacteria were damaged or dead during the erosion process (40%) (Mallet et al., present issue), and thus they integrated the pelagic particulate organic carbon compartment. On the contrary the remaining suspended benthic bacteria, still active, were considered to increase the pelagic bacteria biomass (Mallet et al., present issue).

2.2.1.4. *Infauna (meiofauna and macrofauna)*

The microphytobenthos is the preferential resource of the benthic fauna but in case of unavailability of microphytobenthos, bacterivory becomes significant (Pascal et al., 2009). At high tide, bacterivory was supposed to be higher than the low tide values: the values of low tide used in the previous model (Saint-Béat et al., 2013) were thus integrated to high tide models as minimal values. The obligate as well as facultative suspension feeders were assumed to feed on particles from bacteria to mesozooplankton (Self and Jumars, 1988; Taghon, 1982).

2.2.1.5. *Phytoplankton*

The primary production of the phytoplankton was estimated for six other sites in Marennes-Oléron Bay based on *in situ* measurement of chlorophyll *a* water concentration, salinity, temperature and depth profiles of light attenuation (Struski and Bacher, 2006). The phytoplanktonic primary production is influenced by the erosion of sediment, limited light penetration and by the resuspension of benthic diatoms which likely participate to the phytoplanktonic production (Macintyre et al., 1996). In order to prevent any bias in the estimation of the planktonic primary production, we constrained it by minimal and maximal primary production values measured in summer for the different stations of the bay. These stations are characterized by different hydrological conditions and are thus characterized by different resuspension and turbidity, and consequently by a different light penetration. Constraining the phytoplanktonic production by a range of possible values allowed to adjust the probability density function for gross primary production according to the needs of the food web based on the situation considered (i.e. with or without resuspension).

2.2.1.6. *Pelagic bacteria*

The summer abundance and the summer production of the pelagic bacteria were measured *in situ* (Ory et al., 2011). Bacteria were counted by epifluorescence microscopy after being fixed with 0.02µm filtered formaldehyde (2% final concentration) and staining for 30 min with Sybr Green I (for more details see Noble and Fuhrman, 1998; Ory et al., 2011). The measurement of AMPase (V_{max}), which is considered as an indicator of the bacterial production, was used to estimate the bacterial production from the equation $\log BP = 0.9271 \cdot \log V_{max} + 5.3641$ ($r^2=0.67$, $n=10$, $p=0.003$). Pelagic bacteria being assumed to contain 16 fgC per cell (Labry et al., 2002), the bacterial production was thus expressed in carbon.

Experiments on viral lysis were conducted to test the interactions between bacteria, heterotrophic nanoflagellates (HNF) and viruses in the water column. In artificial incubations, they were re-combined to mimic the field assemblage with respect to the natural viral to bacterial ratio (VRB) and the bacteria to flagellates ratios. Fractionation allowed creating experimental recombined treatments and then differentiating between the direct and indirect interactions of the presence/absence of the virus and HNF. Through *in vitro* experiments, bacterial losses induced by viruses and flagellates were estimated by comparing the reduction of the bacteria cell production (MBP) between the different experimental assemblages.

2.2.1.7. Benthic and pelagic viruses

Viral lysis was estimated from viral production (i.e. net increase of viral abundance divided by the time of the experiment) within 2 L bottle incubations in the presence or absence of benthic particulates in order to determine the effect of the biofilm resuspension on the viral lysis. Bacterial mortality due to viral lysis was calculated from the viral production divided by the burst-size viruses (i.e. number of viruses produced by a bacterium at burst-time) which was estimated as 33 in this study (Montanié, pers. comm.). The quantity of viruses produced

per time unit was converted into carbon considering that one virus contains 0.2 fgC (Magagnini et al., 2007; Suttle, 2005).

The viral lysis of benthic bacteria at high tide was considered to be similar to the one at low tide, thus we considered that 40 % of the bacterial production was lost by viral lysis (Saint-Béat et al., 2013). At high tide, the benthic viruses were suspended and integrated into the pelagic virus compartment. 1.29 mgC per high tide of virus per m² were resuspended in the water column at the critical shear bed velocity of 3cm.s⁻¹ (Dupuy et al., present issue) determined by the erosion experiment (see above).

2.2.1.8. *Ciliates and heterotrophic Nanoflagellates*

The biomasses were expressed in carbon from a conversion factor of 19 µgC.µm⁻³ (Putt and Stoecker, 1989) by considering equivalent spherical diameter (ESD). The abundances and biomass of Ciliates (ESD < 50 µm) and heterotrophic nanoflagellates (2µm < ESD < 10µm) were estimated *in situ*. The seawater was filtered onto 0.8 µm Nucleopore black filter. The ciliates and nanoflagellates were enumerated by epifluorescence microscopy. Cells were first fixed by the glutaraldehyde and the paraformaldehyde and stained with the lugol 1% and DAPI respectively.

In the models, phytoplankton and pelagic bacteria are prey of the compartments ciliates and nanoflagellates, which are themselves the preys of ciliates. The nanoflagellates also potentially graze the viruses (Bettarel et al., 2005; Manage et al., 2002).

2.2.1.9. *Mesozooplankton*

Mesozooplankton (200µm < ESD < 400µm) play a central role in the pelagic food web in the Marennes-Oléron Bay (Sautour and Castel, 1998) and show a variable diet (Vincent and Hartmann, 2001). The resources of mesozooplankton, as confirmed by bottle grazer

experiments, in the area of Brouage mudflat are phytoplankton, either directly or indirectly via ciliates and the heterotrophic nanoflagellates (Azémar et al., 2007). This diet can be completed by the ingestion of detritic matter (David et al., 2006).

The abundance and the biomass of the mesozooplankton were estimated during study period. The mesozooplankton was sampled using a 200µm mesh WP2 net, preserved in buffered formaldehyde with Na(BO₃)₄ (final concentration 5%) and counted under binocular microscope. The biomasses were expressed in carbon by multiplying the dry weight by 0.4 (Simard et al., 1985). These measurements were completed by bottle grazer experiments to test the effects of the biofilm suspension on the grazing of mesozooplankton. Water from the erodimeter (after erosion experiments) was mixed with filtered pelagic water (200 µm, in order to exclude mesozooplankton) in different proportions (20, 40 or 70%). This mix was transferred in 1.13 L Nalgene bottles and incubated during 12 or 24 h in presence/absence (temoin) of mesozooplankton predators collected *in situ*. The resuspended biofilm in the water disturbs the trophic interactions of the mesozooplankton, especially through an inhibition of the grazing of phytoplankton and heterotrophic nanoflagellates by the mesozooplankton (Hartmann, pers. comm.). Thus in the model with the resuspension no flow between phytoplankton and nanoflagellates towards mesozooplankton was considered.

2.2.1.10. Grazing Fishes

Main species able to graze on mudflat at high tide are mullets (*Liza ramada* and *Liza aurata*). Observed individuals arrive on the mudflat with an empty stomach, while they leave it with a full stomach (Carpentier et al., present issue). Thus the mullets were considered as a vector of carbon export. Since, the abundance of individuals going about the Brouage mudflat at high tide could not be measured *in situ*, grazing traces left by mullets on mudflat were considered as a proxy of their grazing pressure. Presence of traces was estimated from pictures of one

square meter quadrats (expressed by surface of sediment removed by mullets by square meter). In addition, experiments on the feeding behavior of mullets were conducted in mesocosms to assess the volume of sediment ingested per individual at each tide (Como et al., present issue)). The coupling with field pictures finally allowed estimating the density of fishes per square meter.

2.2.1.11. Imports and exports

For all benthic compartments, we considered that the production during the previous low tide was not totally consumed, thus imports of carbon from the diurnal low tide were taken into account. These import values corresponded to the mean export values of the low tide model (Saint-Béat et al., 2013). Export was considered for both models regarding the microphytobenthos and the macrofauna, while export was considered only in the model without resuspension regarding the benthic particulate carbon and the dissolved particulate carbon. For the pelagic compartment, no import from the open sea was considered in the model with resuspension and an import from the open sea of pelagic particulate carbon was considered in the model without resuspension. We supposed that the production of the pelagos was totally consumed during the high tide, thus no export from the bay to the open sea of carbon was considered except for the pelagic particulate carbon, when the suspension occurred.

2.2.2. Equations

The second step characterizes the mass balances of each compartment (listed in Table S1) and flows measured in the field. These two elements (*i.e.* mass balance and equations) were written within an equation: $A * x = b$ where x was vector that contained possible flows, the matrix A expressed the mass balance and the field observation as a combination of

coefficients of the carbon flows and the vector b contained value of mass balances and values of known flows (Vézina, 1989). The mass balances correspond to the report of inputs and outputs for each compartment of the food web. By default, a compartment is considered to be at the equilibrium (*i.e.* a constant biomass). Concerning the model with suspension we needed to consider standing stock of the benthic particulate carbon and the benthic dissolved carbon in deficit. Indeed, for these two compartments, there was a net change in mass equal to resuspension term for particulate carbon and equal to the minimal value necessary to the running of model for the dissolved organic carbon. In the case without resuspension, we considered that the biomass loss of pelagic bacteria was equal to the value of the sedimentation. The other sets of equations corresponded to the values of flows, which were measured *in situ*.

2.2.3. Inequalities

At the last step, some biological constraints were added to the mass balances and flow values. These constraints were obtained from the literature and limit the possible solutions of flows to realistic values. The information was added to the model with the inequality: $G * x \leq h$, where x remains the vector containing flows, G is a matrix that contains the coefficients of the biological constraints and the vector h is composed of values of biological constraints (Vézina, 1989). For the benthic compartments the set of inequalities of the low tide model (Saint-Béat et al., 2013) was used. When the constraints corresponded to a value of flows, the value of this constraint was updated according to the time of high tide (8h). The inequalities for the pelagic compartments were grouped in the Table 2.

The sedimentation flows values were limited, considering two different sinking velocities, which is different according to the particle size (De La Rocha and Passow, 2007). The minimal sinking velocity corresponded to the sinking velocity of a single isolated particle. We

considered a minimal sinking velocity of 0.05 m.d^{-1} for free bacteria (Lapoussière et al., 2011), 0.25 m.d^{-1} for chlorophyll *a* (Lapoussière et al., 2011) and 2.32 m.d^{-1} for particulate carbon (Burns and Rosa, 1980). The maximal sinking velocity referred to the sinking velocity of ‘marine snow’, that are defined as organic aggregates with a diameter $> 0.5 \text{ mm}$ (Alldredge and Silver, 1988). The maximum sinking velocity chosen for this study was 16 m.d^{-1} (Turner, 2002). We considered that pelagic dissolved carbon can fall with the aggregates formed by ‘marine snow’ and represents one third of the total carbon in aggregates (Alldredge, 2000).

2.2.4. Calculation of solutions

The generated matrices (A, b, G and h) define a multi-dimensional space delimiting possible solutions of the flows (x). The MCMC-LIM mirror (Van den Meersche et al., 2009) was used to sample through that solution space in an attempt to map it completely. The MCMC-LIM, based on the mirror technique defined by Van Den Meersche et al.(2009) and updated for LIM use by van Oevelen et al. (2010), calculates several solutions and allows a direct characterization of the uncertainty. This modelling technique brings the advantage of calculating a range of possible values for each flow (i.e. a probability density function). For each model (with resuspension and without resuspension), 500, 000 iterations with a jump of 0.5 were calculated. The length of jump and the number of iterations were determined to cover the solution space as completely as possible. In this study the simulations were realized with a MATLAB[®] translation conceived by Alain Vézina and Lauriane Campo of the CRAN project package LIM-Solve created by Van den Meersche et al. (2009).

2.2.5. Network analysis

From the 500,000 solutions estimated by MCMC-LIM, seven ecological network analysis (ENA) indices were calculated. These indices allow assessing the structure and the

functioning of the two food webs. The magnitude of cycling within the system was described by the Finn cycling Index (*i.e.* FCI). This index represents the fraction of flows involved in the cycling (Finn, 1976). A cycle represents a series of transfers between components in an ecosystem beginning and ending in the same compartment without going through the same compartment twice. The FCI is estimated by the ratio T_c/TST , where TST is the total system throughput (*i.e.* sum of all flows) and T_c the amount devoted to cycling. Various global indices describe the developmental and organizational state of the ecosystem (Ulanowicz, 1986). The TST measures the activity of the whole ecosystem. The TST can be considered as the total power generated within the system (Baird et al., 1998). The AMI value is indicative of the specialization of flows in the network (Ulanowicz, 2004). The probability of flows between two compartments increases with the AMI value, and thus with the specialization of flows. The Ascendency (A) which represents the state of organization within the ecosystem (Ulanowicz, 1986), is described as the product of the TST and the average mutual information (*i.e.* AMI). The development capacity (DC) is defined as the upper limit of Ascendency. The relative Ascendency is the ratio A/DC and estimates the proportion of the network that is organized and thus efficient. The $(DC - A)$ difference estimates the inefficient part of the network, corresponding to the overheads (*i.e.* overheads on imports, exports and dissipation) and redundancy, that measures the uncertainty associated to the presence of multiple or parallel pathways among the compartments (Ulanowicz and Norden, 1990). The internal Ascendency (A_i) and internal development capacity (DC_i) refer to internal exchanges alone and exclude the exogenous flows.

These indices were estimated using MATLAB[®] routine written by Carole Lebreton and Markus Schartau (GKSS Research Centre, Geesthacht, Germany) to calculate the index value for every solution estimated by the LIM-MCMC.

2.2.6 Statistical test

Since the distribution of the data did not follow a normal distribution a non-parametric test was used. The significance of the differences between the indices calculated for both networks with and without resuspension was controlled by the Wilcoxon test ($\alpha = 0.01$). The tested hypothesis was that the two data sets were issued from a continuous distribution with equal medians. Statistical tests is possible because using the LIM-MCMC technique on 500,000 solutions, 500,000 values of each ENA index were also calculated, as consequence we can use statistical tests which are not usually possible in such a context of food web modelling using static methods and at this level of functional diversity.

3. Results

3.1. Flow values

Some differences in flow values between the two conditions (i.e. with or without suspension) were observed (Table S2). The pelagic primary production was higher with resuspension. On the whole, consumption rates remained the same irrespective of the condition, except for the bacterivory of heterotrophic nanoflagellates (doubled with resuspension), the bacterivory of nematodes (consumption without resuspension was 7 times higher than the value during resuspension), as well as herbivory of deposit-feeders (about twice higher without resuspension than with resuspension) and consumption on nematodes by grazing fishes that both doubled without suspension. The exudation of DOC by benthic bacteria increased without suspension contrary to the exudation of DOC by pelagic bacteria that was five times higher during resuspension. The mortality of phytoplankton (*i.e.* phyTOppc) was higher when resuspension occurred. The egestion of nematodes without suspension was twice the egestion during resuspension. The export of carbon from benthic compartment was higher without suspension.

3.2. Compartment activities

Significant differences appeared according to the condition considered (Figure 2). The benthic activity was stimulated by the sedimentation of micro-organisms of the water column. In contrast, the resuspension of micro-organisms inhabiting in the sediment stimulated the pelagic activity.

Several pelagic compartments were affected by the resuspension of micro-organisms. The phytoplankton (phy), the pelagic non-living compartments (*i.e.* particulate compartment (ppc) and dissolved organic carbon (pdc)) as well as the pelagic bacteria (bcp) had a higher activity in the case of resuspension. On the contrary the microphytobenthos, the benthic bacteria, the benthic non-living compartments were more active when sedimentation occurred.

3.3. Diet and consumption

Herbivory tended to represent a more important part in the pelagic system (Table 3). In contrast, bacterivory was higher in the benthic compartment. The resuspension of the micro-organisms to the water column had an effect on bacterivory, herbivory and the ratio between them. In the pelagic part, the resuspension favored the bacterivory. On the contrary, the herbivory was favored in the case without resuspension. The herbivory and bacterivory in benthos were both higher without resuspension.

The ratios showed that the herbivory was dominant in the pelagos. Nevertheless, when resuspension occurred, the decline in the ratio (almost divided by 2) was due to a fall of herbivory as well as a rise in bacterivory. A fall in the ratio was observed regarding the benthos due to a decline in the bacterivory lower than in herbivory.

None of the compartment was affected by the resuspension (Figure 3). Conversely, the diet of nematodes was drastically altered during the resuspension phase (B). Whatever the

488 resuspension occurred or not, the contribution of the microphytobenthos as a food item for
489 nematodes did not change (about 15%). On the contrary, benthic bacteria and detritus
490 contributed to nematodes diet almost equally in the case without resuspension (40 and 30%,
491 respectively), while it mainly shifted to benthic particulate (about 80%) in resuspension
492 situation.

493 The detritus contributed only slightly to the diet of deposit feeders. This group fed mainly on
494 microphytobenthos and benthic bacteria. The contribution of each of these two groups
495 changed with the resuspension. While the consumption on the benthic bacteria remained the
496 same between resuspension and sedimentation phases, it corresponded to a higher
497 contribution to the deposit-feeder diet during resuspension.

498 The facultative suspension feeders fed on the planktonic and benthic species. The contribution
499 of the phytoplankton to the diet of this group was higher when the resuspension occurred.
500 Consequently, the microphytobenthos was merely consumed. In contrast, in the case without
501 resuspension, the microphytobenthos contributed to 40% of the consumption and the
502 phytoplankton for 20%. The contribution of pelagic and particulate carbon tended to be lower
503 with the resuspension.

504 The resuspension tended to have some consequences on the diet of the heterotrophic
505 nanoflagellates and mesozooplankton (Figure 4). The diet of the heterotrophic nanoflagellates
506 was more diversified during resuspension because of the contribution of virus (vrp). The
507 contribution of pelagic bacteria (bcp) was three times higher in the case of resuspension.
508 Consequently the contribution of the phytoplankton (phy) decreased. The most affected
509 compartment was the mesozooplankton. Without resuspension the mesozooplankton fed
510 equally on the phytoplankton, heterotrophic nanoflagellates, pelagic particulate carbon (ppc)
511 and ciliates. During the resuspension, the consumption on both heterotrophic nanoflagellates
512 and phytoplankton was inhibited.

3.4. ENA indices

Significant differences between values of the indices of the two situations were observed (Figure 5). The TST was about 3 times higher when the resuspension occurred. The Ascendency followed the same trend. However, a lower organization of the system (i.e. lower AMI value) was observed. The higher relative Ascendency, coupled with a lower AMI value observed in the case of resuspension, suggested a lower diversity of flows. The overheads based on the imports, exports, respiration and redundancy of the system were lower during resuspension. The internal normalized Ascendency tended to be similar for the two situations. The proportion of flows involved in the cycling (i.e. FCI value) was lower during resuspension event.

4. Discussion

4.1. Activity of the benthic and the pelagic compartments

The benthos was more active than the pelagos regarding simulation without resuspension; in contrast the pelagic activity was higher during resuspension. This fact can be explained by a large import of particulate carbon to the pelagic particulate compartment. Without this import of pelagic carbon, the pelagic activity was equal to the benthic activity during resuspension. The higher benthic activity was previously shown in the model of the Brouage mudflat food web. In fact, the higher activity of the benthos was observed irrespective of the model considered in previous studies by regarding annual budget (Leguerrier et al., 2004) or by deciphering seasonal budgets (Degré et al., 2006). However, in our model, the ranking of the compartments was modified. The main difference concerned the benthic bacteria and the microphytobenthos. The benthic bacteria dominated the ecosystem; they were followed by the benthic non-living detritus compartments. Surprisingly, the microphytobenthos was ranked

only 8th. The difference with previous models is the time-scale considered: a mean year (Leguerrier et al., 2004) or a mean month (Degré et al., 2006) which is in dramatic contrast to the small scale mean immersion period integrated in our model. During immersion, because of darkness due to sediment burying, the microphytobenthos production was null (Blanchard, 2006). As a consequence, the carbon input to this compartment exclusively originated from the photosynthesis performed during the previous diurnal low tide, which might explain its 8th rank in our model. The first pelagic compartments were ranked 4th and 5th and corresponded to the phytoplankton and the dissolved organic carbon, respectively.

The resuspension of the microbial biofilm stimulated the activity of the phytoplankton, the non-living compartments (detritus) and the pelagic bacteria. This stimulation was not only the consequence of the input of new matter in the water column. The phytoplankton showed a higher gross primary production when the resuspension of the microbial biofilm occurred. Pelagic primary production was not imposed to the model; it was only constrained by minimal and maximal values of pelagic production found for different hydrological conditions in Marennes-Oléron Bay. The higher production was somewhat surprising because the resuspension also generates a high turbidity and the reduction of the light penetration which dramatically reduces phytoplankton photosynthesis (Billerbeck et al., 2007; Porter et al., 2010). When buried in the sediments, the microphytobenthos can remove nutrients from the overlying water and the sediment pore water (Macintyre et al., 1996). Such activity tends to reduce the nutrient fluxes from the sediments to the water column which can limit the phytoplankton production (Sarker et al., 2009; Sloth et al., 1996). When the microphytobenthos resuspension occurs, the nutrient fluxes to the water column increase which has a positive effect on the phytoplankton production even if light is limiting (Porter et al., 2010). Paradoxically, the import of microphytobenthic diatoms to the water column contributes itself positively to the production of the phytoplankton (Macintyre et al., 1996).

By enriching water in particulate and dissolved carbon, which sustained a higher bacterial activity as previously reported (Cotner et al., 2000; Poremba et al., 1999; Sloth et al., 1996), the resuspension also stimulated heterotrophic production.

On the contrary, the settling of pelagic micro-organisms to the bottom of the water column had smaller but significant consequences on the benthic compartments. In our model, the input of pelagic fresh matter to the benthos increased the stock of available carbon for higher trophic levels but it did not affect the production of the different compartments. The higher activity observed for the benthic compartments (mpb, bdc, bcb, bpc) (Figure 2) was linked to the deposit of pelagic diatoms, dissolved carbon, pelagic bacteria and particulate carbon respectively at the surface of the sediments. The photosynthetic production of the pelagic diatoms settled at the bottom of the water column during immersion is more probably limited by the penetration of light than by the nutrient availability. It is supposed that, in contrast to the light reaching the surface of the sediments (Billerbeck et al., 2007; Macintyre et al., 1996), nutrients are often not a limiting factor for the photosynthesis in the intertidal sediments (Migné et al., 2004; Serôdio and Catarino, 2000). The high turbidity reported in the bay of Marennes-Oléron (Raillard and Mesenguen, 1994) likely stops the light penetration to the sediment surface and strongly impairs the photosynthesis of pelagic diatoms. The effect of the settling on the benthic bacterial production is more obvious. The bacterial production depends on the substrate supply including organic carbon (Sander and Kalff, 1993). For instance in Kiel Bight, the settling of detritus stimulates the benthic bacterial production (Meyer-Reil, 1983). Consequently, it is very likely that the benthic bacterial production is stimulated in the Brouage mudflat during sedimentation.

4.2. Herbivory *versus* bacterivory

The massive resuspension event impacted the pelagic microbial food web. It stimulated the bacterivory of the pelagos as reported before for heterotrophic nanoflagellates (Garstecki et al., 2002). A higher quantity of carbon flowed through the virus (viral lysis was doubled) and consequently more virus were consumed by heterotrophic nanoflagellates. The increase of pelagic bacterial abundance and production doubled the bacterivory rate of heterotrophic nanoflagellates. In contrast, the resuspension tended to decrease the pelagic herbivory. In spite of a higher gross primary production and a direct input of benthic diatoms biomass to the water column, the phytoplankton was integrated to a lower proportion to the pelagic food web. Indeed, the grazing of phytoplankton by the mesozooplankton had been shown to be inhibited during catastrophic erosion event (Hartmann, pers.comm.). Consequently, our models showed that a lower part of the phytoplankton was consumed in the model with resuspension, inducing a greater mortality of this compartment. This result of the models (*i.e.* higher phyTOppc when resuspension occurs) is coherent with previous results of resuspension experiments (Porter et al., 2010). It thus appears that in conditions of resuspension, the phytoplankton indirectly participated to the enrichment of the water column in dissolved organic carbon and to the pelagic bacterial production.

The bacterivory dominated the benthic compartment during immersion irrespective of the resuspension. At high tide, benthic diatoms moves down the sediment and cannot perform photosynthesis because of the absence of light (Cartaxana et al., 2011). Hence, the benthic food web must be sustained by the input of carbon coming from the photosynthetic production of the previous emersion and by the bacterial production. In our model, we supposed that the meiofauna and the macrofauna showed a constant consumption along the day irrespective of immersion/emersion periods. This hypothesis was based on the assumption that the meiofauna and the deposit feeders had alternative resources since the microphytobenthos was not sufficient to sustain their respective metabolism. Detritus (van

Oevelen et al., 2006) bacteria were possible alternative resource for benthic fauna (Pascal et al., 2009; van Oevelen et al., 2006). Some isotopic analyses at the Brouage mudflat showed that the benthic detritus contributes to 11% in maximum to the deposit-feeders consumption (Richard, comm. pers.). We supposed that the alternative feeding resource was the benthic bacteria (see result section .

Previous studies on the bacterivory rates of the nematodes, the foraminifera and *Peringia ulvae* in the Brouage mudflat indeed showed that bacteria can constitute a significant alternative resource to the microphytobenthos under some conditions (Pascal et al., 2008a; Pascal et al., 2008b; Pascal et al., 2008c). When there was no resuspension, the herbivory and the bacterivory were both stimulated, although the bacterivory was stimulated in a larger proportion due to the higher activity of the nematodes. The bacterivory thus remained dominant in the benthic compartment irrespective of the physical forcing. The Sylt- Rømø Bight in the North of Germany is composed of a mosaic of habitats including a mudflat. Its benthic food web is based on microphytobenthos and macrophytes. In this benthic ecosystem, the herbivory dominates the bacterivory (Baird et al., 2004). Indeed, herbivory is more than two times higher than bacterivory. Thus the ratio herbivory/bacterivory of the Sylt-Rømø Bight displays an opposite tendency than the ratio estimated for the Brouage mudflat. This opposite tendency may be linked to the fact that this ratio was obtained from the food web for the whole bay on a long term. As a consequence, habitats with high and low primary production were associated, thus the available carbon issued from the primary production was more important. Moreover, the food web considered in Baird et al. (2004) represents a mean day as a consequence the difference between low tide and high tide was not visible and the effect of the season was not considered contrary to present simulations, which focused on summer conditions and high tide only In this study, that considered the summer period, little carbon issued from the primary production at low tide was available. The consideration of the

food web for the whole year at the Brouage mudflat should abate the seasonal difference and change the trend of herbivory/bacterivory ratio.

4.3. Functioning of the Brouage food web

For comparing the functional indices from our model to others, we took care of selecting ecosystem models that coupled the pelagic and benthic compartments. Moreover the non-living compartments must be separated from bacteria, otherwise the ENA indices would be biased (Johnson et al., 2009). Values of relative Ascendency and internal relative Ascendency were in general higher to those previously reported. Relative Ascendency ranged from 33.4 (Monaco and Ulanowicz, 1997) to 49.5 for the Chesapeake Bay (Baird et al., 1991) and the internal Ascendency from 31.2 for the Delaware (Monaco and Ulanowicz, 1997) to 44.1 for the Sundays Bay (Scharler and Baird, 2005). The cycling estimated without resuspension was higher to the FCI (i.e. Finn Cycling Index) estimated in the Sylt- Rømø Bight (= 17.2%) and close to the value of Sundays Estuary (Scharler and Baird, 2005). The differences between our study and previous ones are most probably based on the shorter time scale in our models. In the aforementioned studies, the ecosystems considered are estuaries which are subjected to the tidal rhythm and thus which are controlled by strong temporal/physical forcing. It was demonstrated how physical parameters can influence the ecological properties described by the ENA indices (Niquil et al., 2012). The consequences of physical forcing like the resuspension are smoothed when the considered networks use flows averaged over a mean day, more representative of normal conditions without waves. Additionally, the biological processes change according to the immersion and the emersion periods which impacts the carbon budget (Migné et al., 2009). Consequently, when emersion and immersion are considered separately (i.e. short time scale), it allows more precisely deciphering the biological and physical processes that control the functioning of the food web.

662 When the massive resuspension of the microbial biofilm occurred, the enrichment of the
663 water column by the benthic particulate carbon (i.e. $3.584 \text{ gC.m}^{-2} \cdot \text{per high tide}$) mainly
664 supported the increased activity of the whole system and the decreased organization of the
665 network decreased. The higher value of Ascendency ($2 \cdot 10^4 \text{ mgC.m}^{-2} \cdot \text{per high tide}$ against
666 $0.6 \cdot 10^4 \text{ mgC.m}^{-2} \cdot \text{per high tide}$ during sedimentation) was the consequence of a higher TST
667 ($10000 \text{ mgC.m}^{-2} \cdot \text{per high tide}$ during resuspension and $3500 \text{ mgC.m}^{-2} \cdot \text{per high tide}$ during
668 sedimentation), in spite of a drop down in the specialization of the trophic way (measured by
669 AMI) This is a characteristic observation for a so-called “pulse eutrophication”, an intermittent
670 increase of organic matter supply combined with physical factors (Patrício et al ., 2004).
671 Moreover a high value of Ascendency derived from a very high TST, could disturb the
672 internal stability of the system (Ulanowicz, 2003). The lower overheads suggest a lower
673 resistance to the perturbation as proposed by Ulanowicz (2003). Thus the resuspension
674 decreased the resistance of the system to a perturbation. We propose that the massive
675 resuspension event in the Brouage mudflat could be defined as a “pulse eutrophication” event
676 that regularly disturbs the meta-ecosystem. On the contrary the biological erosion coupled
677 with a high sedimentation tended to reduce the perturbation in the meta-system.

678 During the massive resuspension, the lower proportion of cycling (i.e. lower value of FCI)
679 coupled with a high internal relative Ascendency (close to 50%) can be explained by the
680 limited integration to the planktonic food web of the non-living carbon suspended in the water
681 column. Indeed, in spite of a higher pelagic bacterial production and a higher detritivory, a
682 low quantity of carbon was recycled. As a consequence, almost all the carbon suspended in
683 the water column (i.e. $3.534 \text{ gC.m}^{-2} \cdot \text{per high tide}$) was exported. Note that the export value
684 was not constrained in the model, thus this value reflected a real property of the network. The
685 larger the difference between the cycling and the internal relative Ascendency, the less
686 organized and more under pressure a system would be (Baird et al., 2007; Baird et al., 1991).

Thus the Brouage mudflat was less organized (confirmed by lower value of AMI) and submitted to a higher stress during the resuspension. A similar relation (i.e. great difference) between FCI and internal relative Ascendency was found for the mussel-bed in the Rømø-Sylt Bight (Baird et al., 2007) and in an upwelling area (Baird et al., 1991). Baird et al (1991) brought a significant nuance to the stress sense, by the distinction between ecosystems which are under physically or chemically pressure. Indeed, the two constraints do not refer to the same time scale. A chemical stress is in general recent and it has an exogenous origin to the considered ecosystem. In contrast, physical perturbations are older and the ecosystem can have adapted to it. These differences explain how a low cycling value can be coupled with a high internal relative Ascendency (Baird et al., 1991). During the massive resuspension phase, and as expected, the Brouage mudflat obviously showed the characteristics of a system that is physically perturbed.

When massive resuspension did not occur, the Brouage mudflat was characterized by a high specialization (i.e. high AMI) and by a relative Ascendency close to 60%. Such value illustrates a state closed to the equilibrium between the efficient and the fraction of the network that has not yet been organized (Bodini and Bondavalli, 2002); it is based on redundancy in the imports, the exports, the dissipation and on internal redundancy (Baird et al., 2004). The equilibrium between both parts (relative Ascendency and overheads) is supposed to bring sustainability to the ecosystem (Ulanowicz et al., 2009); the inefficient part being used as a reserve that brings the necessary flexibility for the ecosystem sustainability. Moreover the high internal relative Ascendency is a strong sign that the system is relatively mature (Baird et al., 1991). The lower difference between internal relative Ascendency and FCI supposed a higher organization and a less disturbed system (Baird et al., 2007). Hence, without massive resuspension of the microbial biofilm, the Brouage system seems to be relatively mature and stable.

4.4. Conclusion: the stability of the Brouage meta-system

As defined by Loreau (2003), a meta-ecosystem corresponds to the different ecosystems which are linked together by spatial flows of energy and matter. The rise of the tide and the chemical/physical/biological processes, which are associated with the increase of the water level on the mudflat can be considered as spatial flows. Here, we considered two different events according to the hydrodynamical conditions: 1) the massive resuspension of benthic matter in the water column 2) the sedimentation of pelagic matter on the mudflat sediments associated to a biological resuspension induced by macrofauna activities. As described above, their respective impact on the functioning of the benthic and the pelagic food webs strongly differs. The massive resuspension tends to disturb the Brouage meta-system while the sedimentation stabilizes it. These opposite consequences can be explained by the difference in the intensity of the flows. When the massive resuspension occurs, the sum of flows from the sediments to the water column was strong (about 3654 mgC.m^{-2} per immersion) while during the sedimentation, it was only 10% of the flow during resuspension. The interaction between the benthic and the pelagic compartments also appeared weaker during sedimentation than during massive resuspension. As suggested by Levin (1999), a highly modular system (composed of strongly connected sub-systems which are connected by weak links) is a stable system. This concept could be transposed to the meta-ecosystem. We observed that the sedimentation constitutes a weak link between the two subsystems benthos and pelagos. In contrast the massive resuspension constitutes a strong link between benthos and pelagos. To conclude the stabilizing pattern of Levin is observed when sedimentation occurs and not during massive resuspension event. This conceptual step appears essential for the better understanding of (meta-)ecosystem structure and functioning in order to improve our prediction for their sustainability.

Despite its visible destabilizing effect, the massive resuspension brought some benefits to the Brouage meta-system. It stimulated the pelagic microbial food web by increasing both phytoplanktonic and bacterial production, and by stimulating bacterivory. Because of the coupling of beneficial and destabilizing effects, massive resuspension show features characteristic of an intermediate disturbance (reviewed in Shea et al., 2004). An intermediate disturbance can be defined as an event that alters the specific niche availability, for instance by removing the biomass or changing the nutrient availability, while it maintains the general biodiversity (Shea et al., 2004). A complementary and extensive study of the long term massive resuspension frequency and its consequences on the Brouage meta-system would allow to confirm the intermediate disturbance hypothesis.

Acknowledgements

This work was supported by the French ANR (National Research Agency) through the VASIREMI Project “Trophic significance of microbial biofilms in tidal flats” (Contract ANR-06-BLAN-0393-01). Blanche Saint-Béat's PhD work was financed by the CNRS and Région Poitou-Charentes.

753 **References**

- 754 Agogu , H., Mallet, C., De Crignis, M., Orvain, F., Mornet, F., Dupuy, C., present issue. Bacterial
755 dynamics in a microphytobenthic biofilm: a tidal mesocosm approach. *Journal of Sea Research*.
756 Alldredge, A.L., 2000. Interstitial dissolved organic carbon (DOC) concentrations within sinking marine
757 aggregates and their potential contribution to carbon flux. *Limnology & Oceanography* 45, 1245-
758 1253.
- 759 Alldredge, A.L., Silver, M.W., 1988. Characteristics, dynamics and significance of marine snow.
760 *Progress in Oceanography* 20, 41-82.
- 761 Alpine, A.E., Cloern, J.E., 1988. Phytoplankton growth rates in a light-limited environment, San
762 Francisco Bay Marine Ecology Progress Series 44, 167-173.
- 763 Az mar, F., Boul treau, S., Lionard, M., Muylaert, K., Vyverman, W., Meire, P., Tackx, M., 2007.
764 Looking for general trends in trophic interactions among estuarine micro-and mesozooplankton.
765 *Journal of Plankton Research* 29, i135-i147.
- 766 Baird, D., Asmus, H., Asmus, R., 2004. Energy flow of a boreal intertidal ecosystem, the Sylt-R m 
767 Bight. *Marine Ecology Progress Series* 279, 45-61.
- 768 Baird, D., Asmus, H., Asmus, R., 2007. Trophic dynamics of eight intertidal communities of the Sylt-
769 R m  Bight ecosystem, northern Wadden Sea. *Marine Ecology Progress Series* 351, 25-41.
- 770 Baird, D., Luzckovich, J., Christian, R.R., 1998. Assessment of spatial and temporal variability in
771 ecosystem properties of the St Marks National Wildlife Refuge, Apalachee Bay, Florida. *Estuarine,*
772 *Coastal and Shelf Science* 47, 329-349.
- 773 Baird, D., McGlade, J.M., Ulanowicz, R.E., 1991. The Comparative Ecology of Six Marine Ecosystems.
774 *Philosophical Transactions of the Royal Society of London. Series B: Biological Sciences* 333, 15-29.
- 775 Bassoullet, P., Le Hir, P., Gouleau, D., Robert, S., 2000. Sediment transport over an intertidal mudflat:
776 Field investigations and estimation of fluxes within the 'Baie de Marennes-Oleron' (France).
777 *Continental Shelf Research* 20, 1635-1653.
- 778 Bettarel, Y., Sime-Ngando, T., Bouvy, M., Arfi, R., Amblard, C., 2005. Low consumption of virus-sized
779 particles by heterotrophic nanoflagellates in two lakes of the French Massif Central. *Aquatic*
780 *Microbial Ecology* 39, 205-209.
- 781 Billerbeck, M., R y, H., Bosselmann, K., Huettel, M., 2007. Benthic photosynthesis in submerged
782 Wadden Sea intertidal flats. *Estuarine, Coastal and Shelf Science* 71, 704-716.
- 783 Blanchard, G., 2006. Analyse conceptuelle du syst me de production primaire microphytobenthique
784 des vasi res intertidales. *Oc anis* 32, 215-235.
- 785 Blanchard, G.F., Guarini, J.M., Orvain, F., Sauriau, P.G., 2001. Dynamic behaviour of benthic
786 microalgal biomass in intertidal mudflats. *Journal of Experimental Marine Biology and Ecology* 264,
787 85-100.
- 788 Blanchard, G.F., Simon-Bouhet, B., Guarini, J.M., 2002. Properties of the dynamics of intertidal
789 microphytobenthic biomass. *Journal of the Marine Biological Association of the United Kingdom* 82,
790 1027-1028.
- 791 Bodini, A., Bondavalli, C., 2002. Towards a sustainable use of water resources: a whole-ecosystem
792 approach using network analysis. *International Journal of Environment and Pollution* 18, 463 - 485
- 793 Breed, G.A., Jackson, G.A., Richardson, T.L., 2004. Sedimentation, carbon export and food web
794 structure in the Mississippi River plume described by inverse analysis. *Marine Ecology Progress Series*
795 278, 35-51.
- 796 Brett, J.R., 1965. The Relation of Size to Rate of Oxygen Consumption and Sustained Swimming Speed
797 of Sockeye Salmon (*Oncorhynchus nerka*). *Journal of the Fisheries Research Board of Canada* 22,
798 1491-1501.
- 799 Brito, A.C., Fernandes, T.F., Newton, A., Facca, C., Tett, P., 2012. Does microphytobenthos
800 resuspension influence phytoplankton in shallow systems? A comparison through a Fourier series
801 analysis. *Estuarine, Coastal and Shelf Science* 110, 77-84.

802 Bruslé, J., 1981. Food and feeding in grey mullets, in: Oren, O.H. (Ed.), Aquaculture of grey mullets.
 803 Cambridge University Press, Cambridge, pp. 185-217.

804 Burns, N.M., Rosa, F., 1980. In situ measurement of the settling velocity of organic carbon particles
 805 and 10 species of phytoplankton. *Limnology & Oceanography* 25, 855-864.

806 Cariou-Le Gall, V., Blanchard, G., 1995. Monthly HPLC measurements of pigment concentration from
 807 an intertidal muddy sediment of Marennes-Oléron Bay, France. *Marine Ecology Progress Series* 121,
 808 171-179.

809 Carpentier, A., Como, S., Dupuy, C., Lefrançois, C., Feunteun, E., present issue. Foraging strategy of
 810 *Liza* spp. in an intertidal mudflat: evidence of the importance of the primary production (biofilm) for
 811 the species. *Journal of Sea Research*.

812 Cartaxana, P., Ruivo, M., Hubas, C., Davidson, I., Serôdio, J., Jesus, B., 2011. Physiological *versus*
 813 behavioral photoprotection in intertidal epipellic and epipsammic benthic diatom communities.
 814 *Journal of Experimental Marine Biology and Ecology* 405, 127-137.

815 Como, S., Lefrançois, C., Maggi, E., Antognarelli, F., Dupuy, C., present issue. Behavioral responses of
 816 juvenile *Liza aurata* to changes in coastal temperatures and consequences for benthic food
 817 resources. *Journal of Sea Research*.

818 Consalvey, M., Paterson, D.M., Underwood, G.J., 2004. The ups and downs of life in a benthic biofilm:
 819 migration of benthic diatoms. *Diatom Research* 19, 181-202.

820 Cotner, J.B., Johengen, T.H., Biddanda, B.A., 2000. Intense winter heterotrophic production
 821 stimulated by benthic resuspension. *Limnology & Oceanography* 45, 1672-1676.

822 David, V., Sautour, B., Galois, R., Chardy, P., 2006. The paradox high zooplankton biomass-low vegetal
 823 particulate organic matter in high turbidity zones: What way for energy transfer? *Journal of*
 824 *Experimental Marine Biology and Ecology* 333, 202-218.

825 De Jonge, V.N., Van Beuselom, J.E.E., 1992. Contribution of resuspended microphytobenthos to total
 826 phytoplankton in the EMS estuary and its possible role for grazers. *Netherlands Journal of Sea*
 827 *Research* 30, 91-105.

828 De La Rocha, C.L., Passow, U., 2007. Factors influencing the sinking of POC and the efficiency of the
 829 biological carbon pump. *Deep-Sea Research Part II: Topical Studies in Oceanography* 54, 639-658.

830 Decho, A.W., 2000. Microbial biofilms in intertidal systems: an overview. *Continental Shelf Research*
 831 20, 1257-1273.

832 Degré, D., Leguerrier, D., Armynot du Chatelet, E., Rzeznik, J., Auguet, J.C., Dupuy, C., Marquis, E.,
 833 Fichet, D., Struski, C., Joyeux, E., Sauriau, P.G., Niquil, N., 2006. Comparative analysis of the food
 834 webs of two intertidal mudflats during two seasons using inverse modelling: Aiguillon Cove and
 835 Brouage Mudflat, France. *Estuarine, Coastal and Shelf Science* 69, 107-124.

836 delGiorgio, P.A., Cole, J.J., 1998. Bacterial Growth Efficiency in Natural Aquatic Systems. *Annual*
 837 *Review of Ecology and Systematics* 29, 503-541.

838 Denis, L., Desreumaux, P.E., 2009. Short-term variability of intertidal microphytobenthic production
 839 using an oxygen microprofiling system. *Marine and Freshwater Research* 60, 712-726.

840 Dupuy, C., Mallet, C., Guizien, K., Montanié, H., Bréret, M., Mornet, F., Fontaine, C., Nérot, C., Orvain,
 841 F., present issue. Sequential resuspension of components (virus, prokaryotes and protists) of biofilm
 842 by erodimetry experiments in the Brouage mudflat (French Atlantic coast): subsurface vertical
 843 distribution of microorganisms into the sediment. *Journal of Sea Research*.

844 Finn, J.T., 1976. Measures of ecosystem structure and function derived from analysis of flows. *Journal*
 845 *of Theoretical Biology* 56, 363-380.

846 Fuhrman, J.A., 1981. Influence of method on the apparent size distribution of bacterioplankton cells:
 847 Epifluorescence microscopy compared to scanning electron microscopy. *Marine Ecology Progress*
 848 *Series* 5.

849 Garet, M.J., Moriarty, D.J.W., 1996. Acid extraction of tritium label from bacterial DNA in clay
 850 sediment. *Journal of Microbiological Methods* 25, 1-4.

851 Garstecki, T., Wickham, S.A., Arndt, H., 2002. Effects of Experimental Sediment Resuspension on a
852 Coastal Planktonic Microbial Food Web. *Estuarine, Coastal and Shelf Science* 55, 751-762.

853 Gouleau, D., Jouanneau, J.M., Weber, O., Sauriau, P.G., 2000. Short-and long- term sedimentation on
854 Montportail-Brouage mudflat, Marennes-Oléron Bay, France. *Continental Shelf Research* 20, 1513-
855 1530.

856 Guarini, J.-M., Blanchard, G.F., Gros, P., Gouleau, D., Bacher, C., 2000. Dynamic model of the short-
857 term variability of microphytobenthic biomass on temperate intertidal mudflats. *Marine Ecology*
858 *Progress Series* 195, 291-303.

859 Guarini, J.M., Blanchard, G.F., Bacher, C., Gros, P., Riera, P., Richard, P., Gouleau, D., Galois, R., Prou,
860 J., Sauriau, P.G., 1998. Dynamics of spatial patterns of microphytobenthic biomass: Inferences from a
861 geostatistical analysis of two comprehensive surveys in Marennes-Oleron Bay (France). *Marine*
862 *Ecology Progress Series* 166, 131-141.

863 Guizien, K., Dupuy, C., Ory, P., Montanié, H., Hartmann, H., Chatelain, M., Karpytchev, M., 2013.
864 Microorganism dynamics during a rising tide: Disentangling effects of resuspension and mixing with
865 offshore waters above an intertidal mudflat. *Journal of Marine Systems*.

866 Guizien, K., Orvain, F., Duchêne, J.-C., Le Hir, P., 2012. Accounting for Rough Bed Friction Factors of
867 Mud Beds as a Result of Biological Activity in Erosion Experiments. *Journal of Hydraulic Engineering*
868 138, 979-984.

869 Hanlon, A., Bellinger, B., Haynes, K., Xiao, G., Hofmann, T., Gretz, M., Ball, A.S., Osborn, A.,
870 Underwood, G., 2006. Dynamics of extracellular polymeric substance (EPS) production and loss in an
871 estuarine, diatom-dominated, microalgal biofilm over a tidal emersion-immersion period. *Limnology*
872 *and oceanography* 51, 79-93.

873 Haubois, A.G., Guarini, J.M., Richard, P., Fichet, D., Radenac, G., Blanchard, G.F., 2005. Ingestion rate
874 of the deposit-feeder *Hydrobia ulvae* (Gastropoda) on epipellic diatoms: Effect of cell size and algal
875 biomass. *Journal of Experimental Marine Biology and Ecology* 317, 1-12.

876 Hemmingsen, A.M., 1960. Energy metabolism as related to body size and respiratory surfaces, and its
877 evolution. *Reports of the Steno Memorial Hospital and Nordinsk Insulin Laboratorium* 9, 6-110.

878 Herlory, O., Guarini, J.-M., Blanchard, G.F., 2004. Microstructure of microphytobenthic biofilm and its
879 spatio-temporal dynamics in an intertidal mudflat (Aiguillon Bay, France). *Marine Ecology Progress*
880 *Series* 282, 33-44.

881 Herman, P.M.J., Middelburg, J.J., Heip, C.H.R., 2001. Benthic community structure and sediment
882 processes on an intertidal flat: results from the ECOFLAT project. *Continental Shelf Research* 21,
883 2055-2071.

884 Johnson, G.A., Niquil, N., Asmus, H., Bacher, C., Asmus, R., Baird, D., 2009. The effects of aggregation
885 on the performance of the inverse method and indicators of network analysis. *Ecological Modelling*
886 220, 3448-3464.

887 Killen, S.S., Atkinson, D., Glazier, D.S., 2010. The intraspecific scaling of metabolic rate with body
888 mass in fishes depends on lifestyle and temperature. *Ecology Letters* 13, 184-193.

889 Koh, C.H., Jong, S.K., Araki, H., Yamanishi, H., Mogi, H., Koga, K., 2006. Tidal resuspension of
890 microphytobenthic chlorophyll a in a Nanaura mudflat, Saga, Ariake Sea, Japan: Flood-ebb and
891 spring-neap variations. *Marine Ecology Progress Series* 312, 85-100.

892 Krone, R.B., 1962. Flume studies of the transport of sediment in estuarine shoaling processes.,
893 Hydraulic Engineering Laboratory and Sanitary Engineering Research Laboratory. University of
894 California, Berkeley, CA.

895 Labry, C., Herbland, A., Delmas, D., 2002. The role of phosphorus on planktonic production of the
896 Gironde plume waters in the Bay of Biscay. *Journal of Plankton Research* 24, 97-117.

897 Lapoussière, A., Michel, C., Starr, M., Gosselin, M., Poulin, M., 2011. Role of free-living and particle-
898 attached bacteria in the recycling and export of organic material in the Hudson bay system. *Journal*
899 *of Marine Systems* 88, 434-445.

900 Le Hir, P., Roberts, W., Cazaillet, O., Christie, M., Bassoullet, P., Bacher, C., 2000. Characterization of
 901 intertidal flat hydrodynamics. *Continental Shelf Research* 20, 1433-1459.
 902 Leguerrier, D., Niquil, N., Petiau, A., Bodo, A., 2004. Modeling the impact of oyster culture on a
 903 mudflat food web in Marennes-Oléron Bay (France). *Marine Ecology Progress Series* 273, 147-161.
 904 Levin, 1999. *Fragile dominion: complexity and the commons*. Reading, MA:Perseus Books.
 905 Loreau, M., Mouquet, N., Holt, R.D., 2003. *Meta-ecosystems: A theoretical framework for a spatial*
 906 *ecosystem ecology*. *Ecology Letters* 6, 673-679.
 907 Macintyre, H.L., Geider, R.J., Miller, D.C., 1996. Microphytobenthos: The ecological role of the 'secret
 908 garden' of unvegetated, shallow-water marine habitats. I. Distribution, abundance and primary
 909 production. *Estuaries* 19, 186-201.
 910 Magagnoli, M., Corinaldesi, C., Monticelli, L.S., De Domenico, E., Danovaro, R., 2007. Viral abundance
 911 and distribution in mesopelagic and bathypelagic waters of the Mediterranean Sea. *Deep-Sea*
 912 *Research Part I: Oceanographic Research Papers* 54, 1209-1220.
 913 Mallet, C., Agogue, H., Bonnemoy, F., Guizien, K., Orvain, F., Dupuy, C., present issue. Resuspension
 914 of benthic prokaryotic communities during physical erosion process: an experimental approach.
 915 *Journal of Sea Research*.
 916 Manage, P.M., Kawabata, Z., Nakano, S.I., Nishibe, Y., 2002. Effect of heterotrophic nanoflagellates
 917 on the loss of virus-like particles in pond water. *Ecological Research* 17, 473-479.
 918 Mann, K.H., 1965. Energy Transformations by a Population of Fish in the River Thames. *Journal of*
 919 *Animal Ecology* 34, 253-275.
 920 McCann, K., Hastings, A., Huxel, G.R., 1998. Weak trophic interactions and the balance of nature.
 921 *Nature* 395, 794-798.
 922 Meyer-Reil, L.A., 1983. Benthic response to sedimentation events during autumn to spring at a
 923 shallow water station in the Western Kiel Bight. *Marine Biology* 77, 247-256.
 924 Migné, A., Spilmont, N., Boucher, G., Denis, L., Hubas, C., Janquin, M.A., Rauch, M., Davoult, D., 2009.
 925 Annual budget of benthic production in Mont Saint-Michel Bay considering cloudiness,
 926 microphytobenthos migration, and variability of respiration rates with tidal conditions. *Continental*
 927 *Shelf Research* 29, 2280-2285.
 928 Migné, A., Spilmont, N., Davoult, D., 2004. In situ measurements of benthic primary production
 929 during emersion: seasonal variations and annual production in the Bay of Somme (eastern English
 930 Channel, France). *Continental Shelf Research* 24, 1437-1449.
 931 Moloney, C.L., Field, J.G., 1989. General allometric equations for rates of nutrient uptake, ingestion,
 932 and respiration in plankton organisms. *Limnology & Oceanography* 34, 1290-1299.
 933 Monaco, M.E., Ulanowicz, R.E., 1997. Comparative ecosystem trophic structure of three U.S. mid-
 934 Atlantic estuaries. *Marine Ecology Progress Series* 161, 239-254.
 935 Montanié, H., Ory, P., Orvain, F., Delmas, D., Dupuy, C., Hartmann, H.J., present issue. Microbial
 936 interactions in marine water amended by eroded benthic biofilm: A case study from an intertidal
 937 mudflat. *Original Research Article. Journal of Sea Research*.
 938 Ni Longphurt, S., Lim, J.H., Leynaert, A., Claquin, P., Choy, E.J., Kang, C.K., An, S., 2009. Dissolved
 939 inorganic nitrogen uptake by intertidal microphytobenthos: nutrient concentrations, light availability
 940 and migration. *Marine Ecology Progress Series* 379, 33-44.
 941 Niquil, N., Chaumillon, E., Johnson, G.A., Bertin, X., Grami, B., David, V., Bacher, C., Asmus, H., Baird,
 942 D., Asmus, R., 2012. The effect of physical drivers on ecosystem indices derived from ecological
 943 network analysis: Comparison across estuarine ecosystems. *Estuarine, Coastal and Shelf Science* 108,
 944 132-143.
 945 Noble, R.T., Fuhrman, J.A., 1998. Use of SYBR Green I for rapid epifluorescence counts of marine
 946 viruses and bacteria. *Aquatic Microbial Ecology* 14, 113-118.
 947 Orvain, F., Guizien, K., Lefebvre, S., Bréret, M., Dupuy, C., present issue. Relevance of biofilm features
 948 to understand the dynamic behavior of sediment erodability and microphytobenthos resuspension.
 949 *Journal of Sea Research*.

950 Orvain, F., Sauriau, P.-G., Sygut, A., Joassard, L., Hir, P.L., 2004. Interacting effects of *Hydrobia ulvae*
 951 bioturbation and microphytobenthos on the erodibility of mudflat sediments. *Marine Ecology*
 952 *Progress Series* 278, 205-223.

953 Ory, P., Palesse, S., Delmas, D., Montanié, H., 2011. In situ structuring of virioplankton through
 954 bacterial exoenzymatic activity: Interaction with phytoplankton. *Aquatic Microbial Ecology* 64, 233-
 955 252.

956 Pascal, P.Y., Dupuy, C., Richard, P., Haubois, A.G., Niquil, N., 2008a. Influence of environment factors
 957 on bacterial ingestion rate of the deposit-feeder *Hydrobia ulvae* and comparison with meiofauna.
 958 *Journal of Sea Research* 60, 151-156.

959 Pascal, P.Y., Dupuy, C., Richard, P., Mallet, C., Châtelet, E.A.D., Niquil, N., 2009. Seasonal variation in
 960 consumption of benthic bacteria by meio- And macrofauna in an intertidal mudflat. *Limnology and*
 961 *Oceanography* 54, 1048-1059.

962 Pascal, P.Y., Dupuy, C., Richard, P., Niquil, N., 2008b. Bacterivory in the common foraminifer
 963 *Ammonia tepida*: Isotope tracer experiment and the controlling factors. *Journal of Experimental*
 964 *Marine Biology and Ecology* 359, 55-61.

965 Pascal, P.Y., Dupuy, C., Richard, P., Rzeznik-Orignac, J., Niquil, N., 2008c. Bacterivory of a mudflat
 966 nematode community under different environmental conditions. *Marine Biology* 154, 671-682.

967 Patrício, J., Ulanowicz, R., Pardal, M.A., Marques, J.C., 2004. Ascendency as an ecological indicator: A
 968 case study of estuarine pulse eutrophication. *Estuarine, Coastal and Shelf Science* 60, 23-35.

969 Poremba, K., Tillmann, U., Hesse, K.J., 1999. Tidal impact on planktonic primary and bacterial
 970 production in the German Wadden Sea. *Helgoland Marine Research* 53, 19-27.

971 Porter, E.T., Mason, R.P., Sanford, L.P., 2010. Effect of tidal resuspension on benthic-pelagic coupling
 972 in an experimental ecosystem study. *Marine Ecology Progress Series* 413, 33-53.

973 Putt, M., Stoecker, D.K., 1989. An experimentally determined carbon: volume ratio for marine
 974 "oligotrichous" ciliates from estuarine and coastal waters. *Limnology & Oceanography* 34, 1097-
 975 1103.

976 Raillard, O., Mesenguen, A., 1994. An ecosystem box model for estimating the carrying capacity of a
 977 macrotidal shellfish system. *Marine Ecology Progress Series* 115, 117-130.

978 Riera, P., Richard, P., 1996. Isotopic determination of food sources of *Crassostrea gigas* along a
 979 trophic gradient in the estuarine bay of Marennes-Oleron. *Estuarine, Coastal and Shelf Science* 42,
 980 347-360.

981 Romanova, N., Sazhin, A., 2010. Relationships between the cell volume and the carbon content of
 982 bacteria. *Oceanology* 50, 522-530.

983 Rooney, N., McCann, K., Gellner, G., Moore, J.C., 2006. Structural asymmetry and the stability of
 984 diverse food webs. *Nature* 442, 265-269.

985 Round, F., Palmer, J., 1966. Persistent, vertical-migration rhythms in benthic microflora. *J Marine Biol*
 986 *Assoc UK* 46, 191-214.

987 Saint-Béat, B., Dupuy, C., Bocher, P., Chalumeau, J., De Crignis, M., Fontaine, C., Guizien, K., Lavaud,
 988 J., Lefebvre, S., Montanié, H., Mouget, J.-L., Orvain, F., Pascal, P.-Y., Quaintenne, G., Radenac, G.,
 989 Richard, P., Robin, F., Vézina, A.F., Niquil, N., 2013. Key Features of Intertidal Food Webs That
 990 Support Migratory Shorebirds. *PLoS ONE* 8, e76739.

991 Sander, B.C., Kalff, J., 1993. Factors controlling Bacterial Production in Marine and Freshwater
 992 Sediments. *Microbial Ecology* 26, 79-99.

993 Sarker, M., Yamamoto, T., Hashimoto, T., 2009. Contribution of benthic microalgae to the whole
 994 water algal biomass and primary production in Suo Nada, the Seto Inland Sea, Japan. *Journal of*
 995 *Oceanography* 65, 311-323.

996 Sauriau, P.-G., Kang, C.-K., 2000. Stable isotope evidence of benthic microalgae-based growth and
 997 secondary production in the suspension feeder *Cerastoderma edule* (Mollusca, Bivalvia) in the
 998 Marennes-Oléron Bay. *Hydrobiologia* 440, 317-329.

999 Sautour, B., Castel, J., 1998. Importance of microzooplanktonic crustaceans in the coastal food chain:
1000 Bay of Marennes-Oleron, France. *Oceanologica Acta* 21, 105-112.

1001 Scharler, U.M., Baird, D., 2005. A comparison of selected ecosystem attributes of three South African
1002 estuaries with different freshwater inflow regimes, using network analysis. *Journal of Marine*
1003 *Systems* 56, 283-308.

1004 Self, R.F.L., Jumars, P.A., 1988. Cross-phyletic patterns of particle selection by deposit feeders.
1005 *Journal of Marine Research* 46, 119-143.

1006 Serôdio, J., Catarino, F., 2000. Modelling the primary productivity of intertidal microphytobenthos:
1007 time scales of variability and effects of migratory rhythms. *Marine Ecology Progress Series* 192, 13-
1008 30.

1009 Shea, K., Roxburgh, S.H., Rauschert, E.S., 2004. Moving from pattern to process: coexistence
1010 mechanisms under intermediate disturbance regimes. *Ecology Letters* 7, 491-508.

1011 Simard, Y., Lacroix, G., Legendre, L., 1985. In situ twilight grazing rhythm during diel vertical
1012 migrations of a scattering layer of *Calanus finmarchicus*. *Limnology & Oceanography* 30, 598-606.

1013 Sloth, N.P., Riemann, B., Nielsen, L.P., Blackburn, T., 1996. Resilience of Pelagic and Benthic Microbial
1014 Communities to Sediment Resuspension in a Coastal Ecosystem, Knebel Vig, Denmark. *Estuarine,*
1015 *Coastal and Shelf Science* 42, 405-415.

1016 Straile, D., 1997. Gross Growth Efficiencies of Protozoan and Metazoan Zooplankton and Their
1017 Dependence on Food Concentration, Predator-Prey Weight Ratio, and Taxonomic Group. *Limnology*
1018 *and oceanography* 42, 1375-1385.

1019 Struski, C., Bacher, C., 2006. Preliminary estimate of primary production by phytoplankton in
1020 Marennes-Oléron Bay, France. *Estuarine, Coastal and Shelf Science* 66, 323-334.

1021 Suttle, C.A., 2005. Viruses in the sea. *Nature* 437, 356-361.

1022 Taghon, G.L., 1982. Optimal foraging by deposit-feeding invertebrates: Roles of particle size and
1023 organic coating. *Oecologia* 52, 295-304.

1024 Tolhurst, T., Defew, E., De Brouwer, J., Wolfstein, K., Stal, L., Paterson, D., 2006. Small-scale temporal
1025 and spatial variability in the erosion threshold and properties of cohesive intertidal sediments.
1026 *Continental Shelf Research* 26, 351-362.

1027 Turner, J.T., 2002. Zooplankton fecal pellets, marine snow and sinking phytoplankton blooms.
1028 *Aquatic Microbial Ecology* 27, 57-102.

1029 Ulanowicz, R.E., 1986. Growth and Development. *Ecosystems Phenomenology*. Excel Press.

1030 Ulanowicz, R.E., 2003. Some steps toward a central theory of ecosystem dynamics. *Computational*
1031 *Biology and Chemistry* 27, 523-530.

1032 Ulanowicz, R.E., 2004. Quantitative methods for ecological network analysis. *Computational Biology*
1033 *and Chemistry* 28, 321-339.

1034 Ulanowicz, R.E., Goerner, S.J., Lietaer, B., Gomez, R., 2009. Quantifying sustainability: Resilience,
1035 efficiency and the return of information theory. *Ecological Complexity* 6, 27-36.

1036 Ulanowicz, R.E., Norden, J.S., 1990. Symmetrical overhead in flow networks. *International Journal of*
1037 *Systems Science* 21, 429-437.

1038 Underwood, G.J.C., Paterson, D.M., 2003. The importance of extracellular carbohydrate production
1039 by marine epipelagic diatoms, pp. 183-240.

1040 Van den Meersche, K., Soetaert, K., Van Oevelen, D., 2009. xsample(): An R Function for Sampling
1041 Linear Inverse Problems. *Journal of Statistical Software* 30, 1-15.

1042 van Oevelen, D., Moodley, L., Soetaert, K., Middelburg, J.J., 2006. The trophic significance of bacterial
1043 carbon in a marine intertidal sediments: Results of an in situ stable isotope labeling study. *Limnology*
1044 *& Oceanography* 51, 2349-2359.

1045 van Oevelen, D., van den Meersche, K., Meysman, F.J.R., Soetaert, K., Middelburg, J.J., Vézina, A.F.,
1046 2010. Quantifying food web flows using linear inverse models. *Ecosystems* 13, 32-45.

1047 Vézina, A.F., 1989. Construction of flow networks using inverse methods., in: Wulff, F., Field, J.G.,
1048 Mann, K.H. (Eds.), *Network Analysis in Marine Ecology*. Springer, Berlin, pp. 62-81.

1049 Vezina, A.F., Pace, M.L., 1994. An inverse model analysis of planktonic food webs in experimental
1050 lakes. *Canadian Journal of Fisheries and Aquatic Sciences* 51, 2034-2044.
1051 Vézina, A.F., Platt, T., 1988. Food web dynamics in the ocean. I. Best-estimates of flow networks
1052 using inverse methods. *Marine Ecology Progress Series* 42, 269-287.
1053 Vincent, D., Hartmann, H.J., 2001. Contribution of ciliated microprotozoans and dinoflagellates to the
1054 diet of three copepod species in the bay of Biscay. *Hydrobiologia* 443, 193-204.
1055 Yoshino, K., Tsugeki, N.K., Amano, Y., Hayami, Y., Hamaoka, H., Omori, K., 2012. Intertidal bare
1056 mudflats subsidize subtidal production through outwelling of benthic microalgae. *Estuarine, Coastal
1057 and Shelf Science* 109, 138-143.

1058

1059

1061

Compartments	Abbreviations
Benthos	
Microphytobenthos	mpb
Benthic bacteria	bcb
Meiofauna	mfb
Nematodes	nem
Deposit-feeders	dep
Suspension-feeders	sus
Facultative suspension-feeders	suf
Omnivorous species	omn
Carnivorous species	car
Benthic viruses	vrb
Benthic particulate carbon	bpc
Benthic dissolved carbon	bdc
Pelagos	
Phytoplankton	phy
pelagic bacteria	bcp
Heterotrophic nanoflagellates	hnf
Ciliates	cil
Mesozooplankton	mes
Grazing fishes	gfi
Pelagic viruses	vrp
Pelagic particulate carbon	ppc
Pelagic dissolved carbon	pdc

1062

1063 **Table 1:** List of compartments and used abbreviations.

1064

1065

Processes	Compartments	Lower limit	Upper limit	References
Gross Growth Efficiency	HNF, CIL, MES	10%	40%	Straile, 1997
Net Growth Efficiency	BCB, BCP	11%	61%	DelGiorgio and Cole, 1998
	MFB	30%	50%	van Oevelen et al. 2006
	NEM	60%	90%	
	MAC	50%	70%	
Assimilation Efficiency (loss to the det)	HNF,CIL,MES	50%	90%	Vézina and Platt, 1988
	MFB	57%	97%	van Oevelen et al. 2006
	NEM	6%	30%	
	MAC	40%	75%	
	GFI	50%	90%	Leguerrier et al., 2004
Excretion (loss to doc)	HNF,CIL,MES	10% of ingestion	100% of respiration	min: Vézina and Pace, 1994 max: Vézina and Platt, 1988
	PHY	10%NPP 5%GPP	55%NPP 50%GPP	Breed et al., 2004 Vézina and Platt, 1988
Respiration	HNF,CIL,MES	20% of ingestion	-	Breed et al., 2004
	PHY, MPB	5% GPP	30%GPP	Vézina and Platt, 1988
	MES	$\text{biomass} * 4.8 * W^{-0.25}$	$\text{biomass} * 14 * W^{-0.25}$	min: Hemmingsen, 1960
	CIL, HNF	$\text{biomass} * 0.6 * W^{-0.25}$	$\text{biomass} * 1.7 * W^{-0.25}$	max: Moloney and Field, 1989
Consumption / Biomass	GFI	3%	8%	Bruslé, 1981
Gross primary production ($\text{mgC} \cdot \text{m}^{-2} \cdot \text{h}^{-1}$)	PHY	10	50	Struski and Bacher, 2006
Loss of doc for pelagic bacteria ($\text{mgC} \cdot \text{m}^{-2} \cdot \text{h}^{-1}$)	BCP	0.012	-	in this study(with suspension)
		0.005	-	
Bacterivory by HNF	HNF	-	49% of the bacterial production	in this study (with suspension)
	HNF	-	45% of the bacterial production	in this study (without suspension)
Respiration ($\text{mgC} \cdot \text{m}^{-2} \cdot \text{h}^{-1}$)	GFI	0.226	3.628	min: derived from Killen et al., 2010 max: derived from Brett, 1965

1066

1067 **Table 2:** List of biological constraints used for the food web model. NPP: Net Primary
1068 Production, GPP: Gross Primary Production. W: body mass in pgC. Net Growth Efficiency =
1069 $(\text{consumption} - \text{detritus production} - \text{respiration}) / (\text{consumption} - \text{detritus production})$, Gross
1070 Growth Efficiency = $(\text{consumption} - \text{loss to det} - \text{loss to doc} - \text{respiration}) / (\text{consumption} - \text{loss to}$
1071 $\text{det} - \text{loss to doc} - \text{production})$.

1072

1073

	Benthic		Pelagic	
	With resuspension	Without resuspension	With resuspension	Without resuspension
Herbivory (mgC.m-2.HT-1)	20.4 ± 0.1	39.7 ± 7.3	28.7 ± 11.2	33.8 ± 9.8
Bacterivory (mgC.m-2.HT-1)	85.9 ± 5.8	123.7 ± 42.7	14.3 ± 5.8	8.1 ± 3.2
Ratio herbivory/bacterivory	0.2 ± 0.01	0.35 ± 0.1	2.9 ± 3.1	5.6 ± 4.9

1074

1075

1076

1077

1078

1079

1080

1081

1082

Table 3: Mean values of herbivory and bacterivory in the benthos and the pelagos according to the resuspension of the biofilm. HT⁻¹= per High Tide. These values correspond to the mean and the standard deviation calculated from the 500,000 iterations calculated by the inverse analyses. For each compartment (*i.e.* benthos and pelagos), values were significantly different with or without resuspension (Wilcoxon test, p<0.05) according to the condition considered.

Figures captions

Figure 1: Map of the study site: the Brouage mudflat within the Marennes-Oléron Bay.

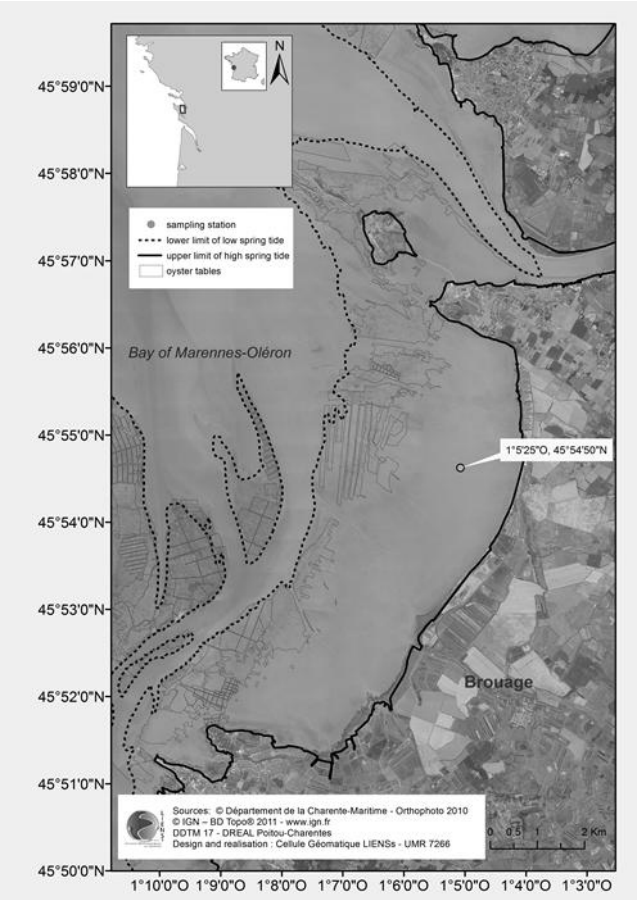
Figure 2: Histogram presenting the activity of the compartments composing the food web. The activity corresponds to the sum of inflows and is expressed in mgC.m^{-2} per high tide. A) corresponds to the sum of the activity of all compartments for the benthos and the pelagos according to the 2 modeled situations. B) and C) refer to the activity of each compartment of the benthos and of the pelagos. Compartments are sorted by top down activity in order to determine which ones of the compartments have higher contribution to the activity of the whole ecosystem according to the situation considered (i.e. sedimentation or resuspension). See table 1 for the abbreviations of the compartments.

Figure 3: Diet of the meiofauna and macrofauna. A) Top diagrams refer to the case without resuspension and B) down diagrams refer to the case where the resuspension occurred. The contribution corresponds to the fraction that represents the consumption on a prey in comparison to the total consumption. The contribution of each species to the compartment consumption was estimated from the mean value of each flow.

Figure 4: Diet of heterotrophic nanoflagellates (hnf), ciliates (cil) and mesozooplankton (mes). A) top diagrams refer to the simulation without resuspension and B) down diagrams refer to the simulation with resuspension. The contribution corresponds to the fraction that represents the consumption on a specific compartment in comparison to the total diet. The contribution of each species to the compartment consumption was estimated from the mean value of each flow.

Figure 5: Boxplots displaying the values of different ENA indices: the total System Throughput (TST), the Ascendency, the overheads, the relative Ascendency (A/DC), the Average mutual Information (AMI), the internal relative Ascendency (Ai/DCi) and the Finn Cycling index (FCI). The indices were calculated from the 500,000 solutions coming from the MCMC-LIM method. Red crosses correspond to outliers. Medians of all these indices were significantly different for the two seasons (Wilcoxon test, H_0 was rejected, $p\text{-value} < 0.01$).

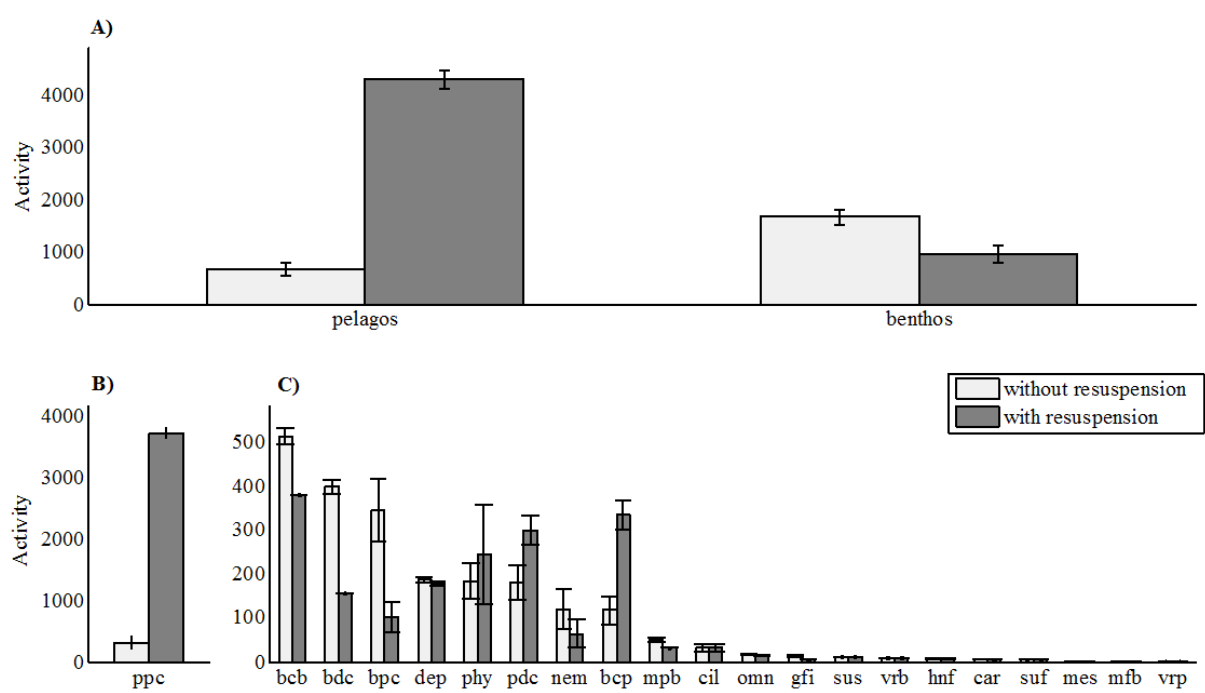
1115 Figure 1



1116

1117

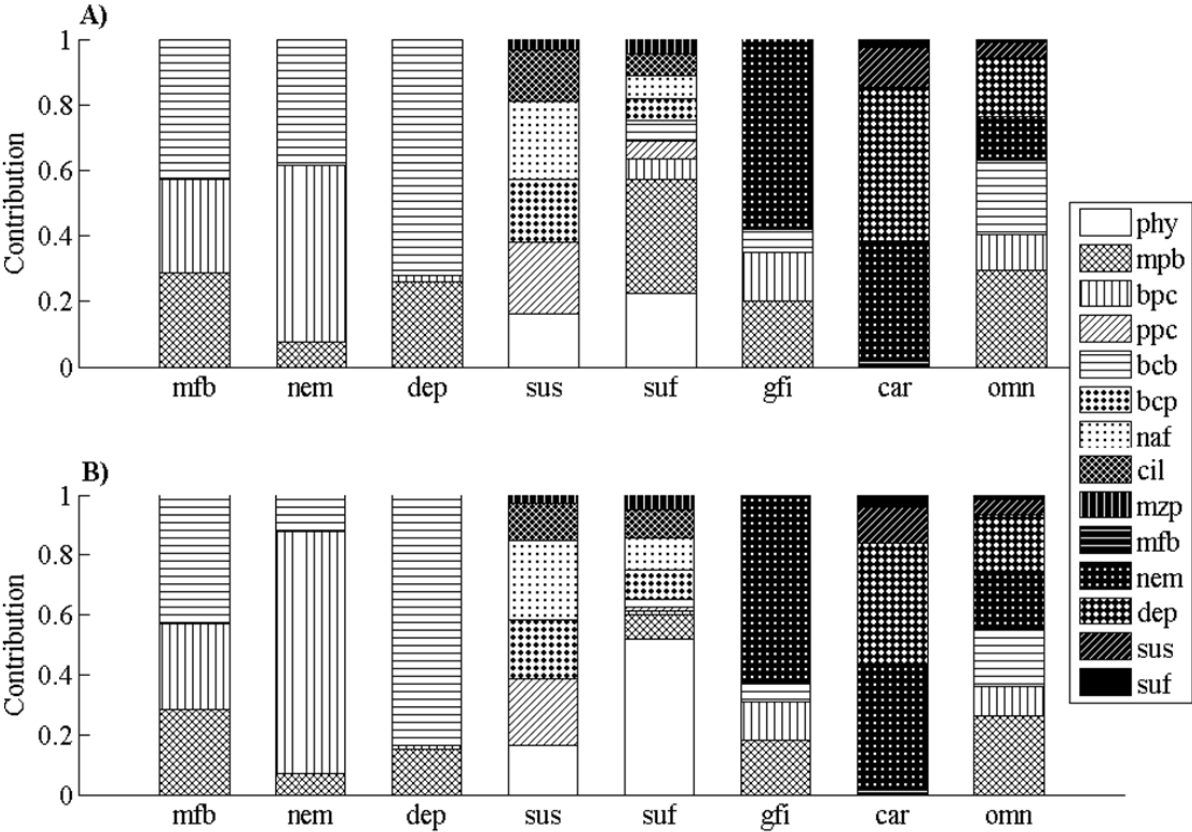
1118 Figure 2



1119

1120

1121 Figure 3



1122

1123

Figure 4

